

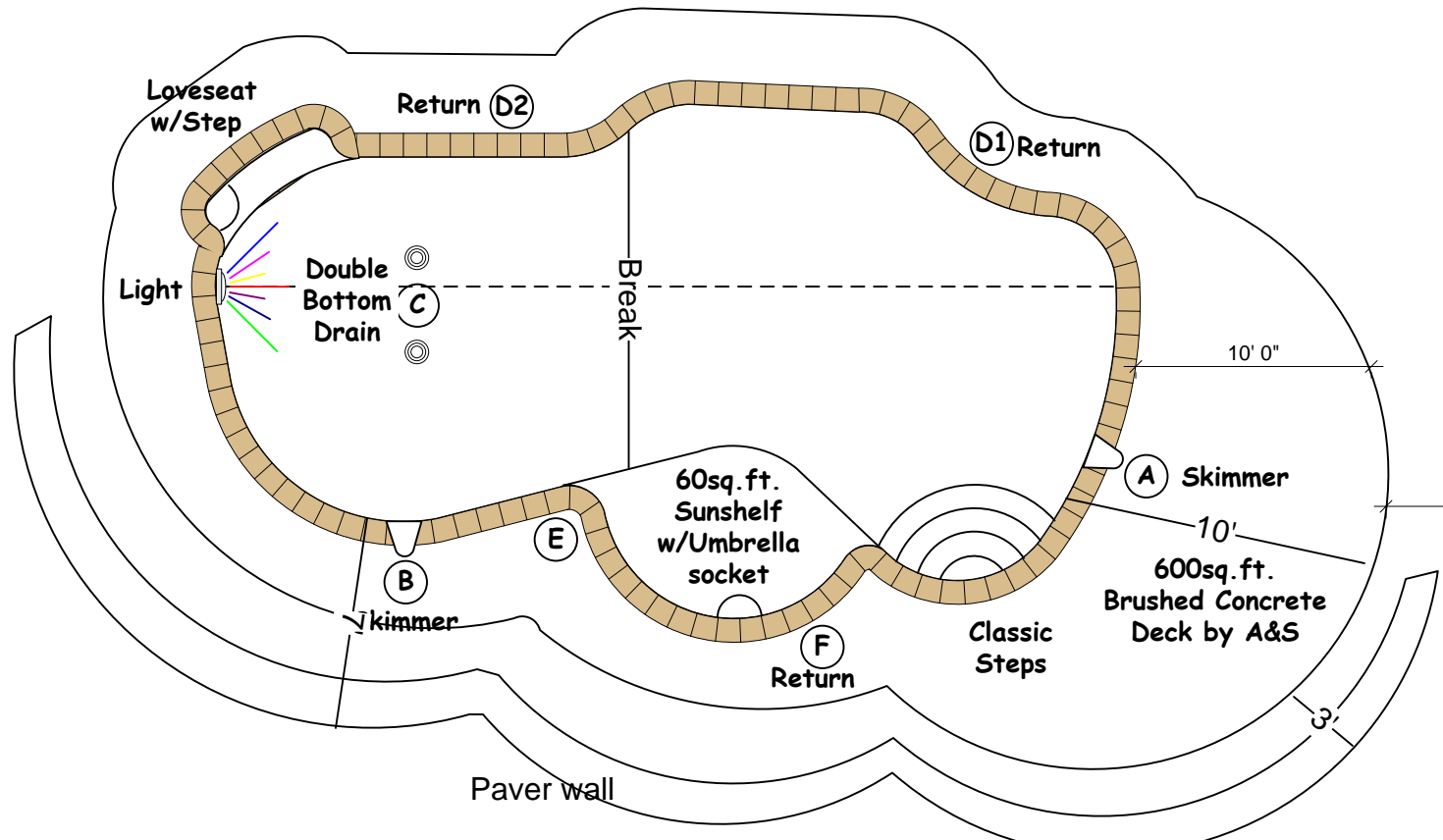
CABLE + UTILITY NUMBER #

*****CREWS*****
PLEASE KEEP SITE CLEAN & FREE OF TRASH

TOTAL WATER:
619sq. ft.

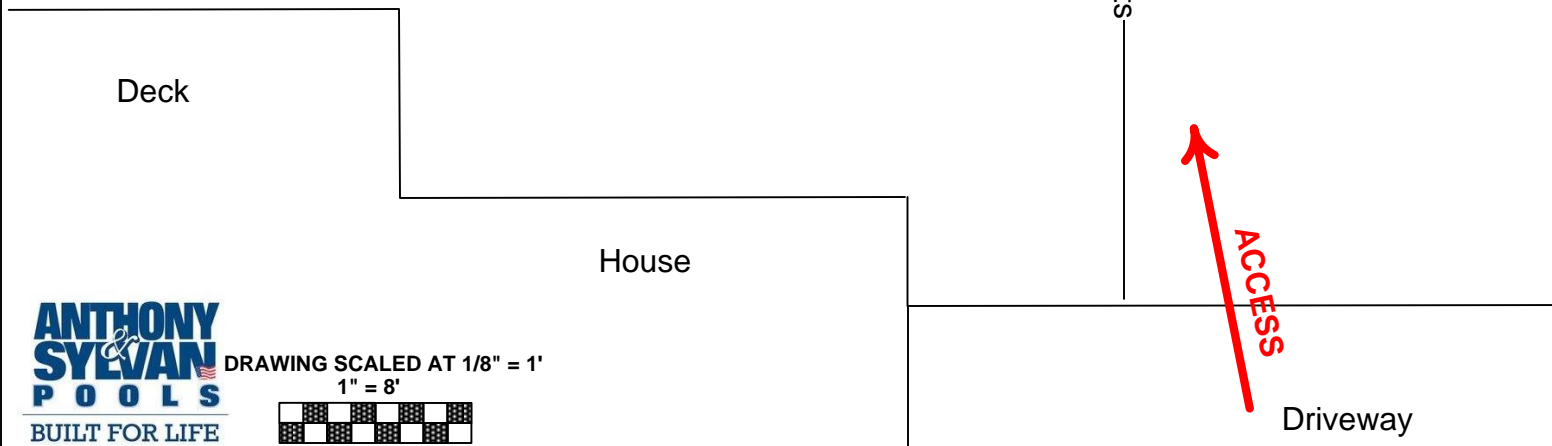
TOTAL PERIMETER:
106. ft.

NOTE
 Changes from the agreement are by addendum only, signed by both parties and paid in full at time of affixing signature. No changes will occur prior to signing addendum.



Plumbing	Size	Run
A -Skimmer Line	2"	40 FT
B -Skimmer Line	2"	72 FT
C -Main Drain	2"	72 FT
D1 -Return	2"	49 FT
D2 -Return	1.5"	25 FT
E -Pool Cleaner	1.5"	67 FT
F -Sunshelf Return	2"	54 FT

House to pool not to scale. Approximately 45' from driveway to edge of pool wall

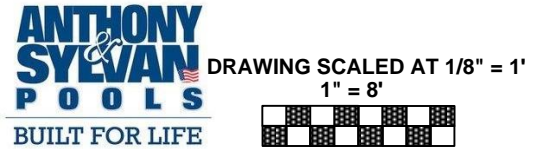


NOTE: TO BE NUMBERED AND REFERRED TO ON PLAN VIA SYMBOL

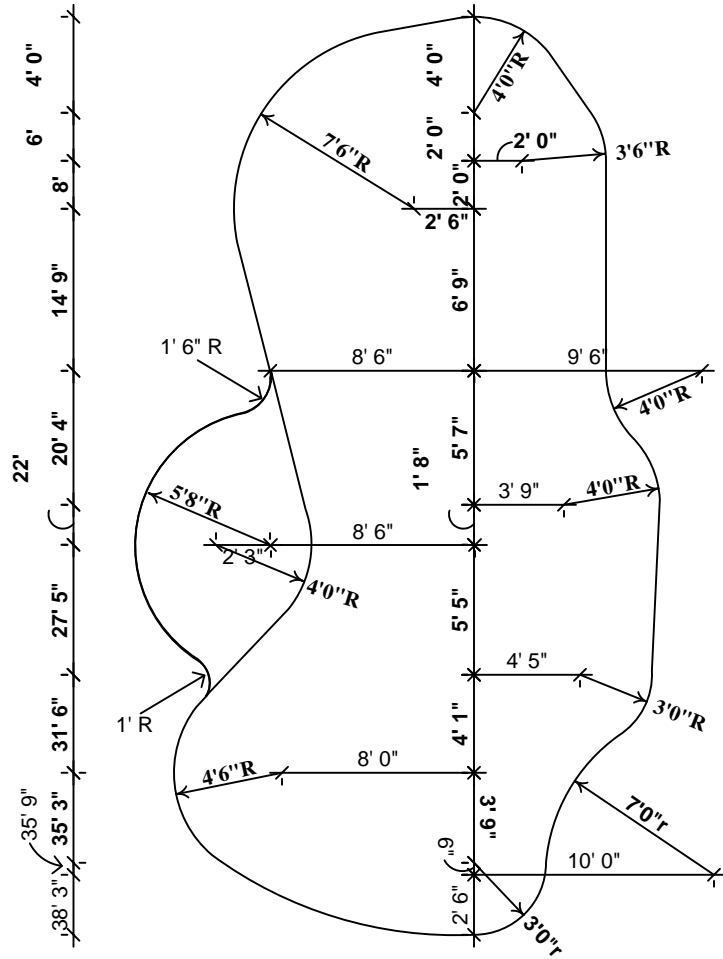
⊙	T.O.C. =
△	---
△	---

REVISIONS	
Date	Description
02.19.20	Initial Draft
----	----


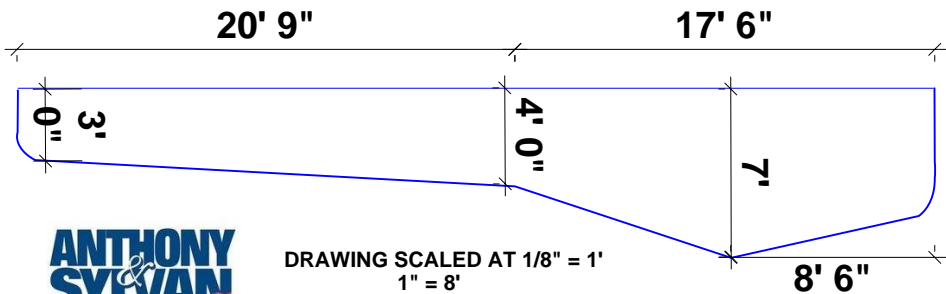
Concrete Pool		DIBARTOLOMEO	JOB NO:	2001110033
CUSTOMER INFORMATION				
LAST NAME:	DIBARTOLOMEO	HOME PHONE:	(215) 630-0181	
FIRST NAME:	MICHAEL & JAQUELINE	CELL PHONE:	(215) 630-0181	
ADDRESS:	1078 POWDERHORN DR	POOL/SPA TYPE:	Concrete Pool	
CITY:	Glen Mills	STATE:	PA	
ZIP:	19342	COUNTY:	Delaware	
SUBDIVISION:	NE	DAY TELE DESCR:	CELL	
EMAIL ADDRESS:	JDIBART18@GMAIL.COM			
POOL SHELL SPECIFICATIONS				
POOL SHAPE:	Sierra	MAX. LENGTH:	28' 03"	FT
POOL AREA:	550 SF	MAX. WIDTH:	17' 06"	FT
DEPTH:	3'-0" 7'-0"	PERIMETER (POOL ONLY):	97	LF
DIVING POOL:	No	PERIMETER (TOTAL):	102	LF
STEPS:	Classic - Standard	APRX. VOLUME (TOTAL):	20,570	GAL
SWIMOUT SIZE:	6 FT	RETURNS:	2	
SWIMOUT INSIDE/OUTSIDE:	Outside Loveseat - LF	SKIMMERS:	2	
BENCH:	0 FT	BENCH LOCATION:	NA	
COZY CORNER:	0 SF	OVERFLOW LINE:	NA	FT
Play Pool/SunShelf-Outside:	0 SF	CLEANER LINE:	PRESSURE	
Play Pool/SunShelf-Inside:	60 SF			
RAISED BOND BEAM SPECIFICATIONS				
6" RBB:	0	LF RBB VENEER MAT'L:		
12" RBB:	0	LF RBB VENEER AREA:	0	SF
18" RBB:	0	LF NOTCH BEAM:	0	LF
24" RBB:	0	LF HANDHOLD REQ'D:	0	
30" RBB:	0	LF SHEER DESCENT SIZE/#:	0	
36" RBB:	0	LF FOUNTAIN(S):	N/A	
OTHER WATER FEATURE:	NA			
SPA SPECIFICATIONS				
SPA AREA:	0 SF	SPA PLBG RUN:		LF
SPA PERIM:	0	SPA RAISED HEIGHT:	NA	IN
SPA LIGHT(S) TYPE:		DAM WALL:	NA	
AIR BLOWER:		SPA FACING MAT'L:	NA	
JETS (QTY):		SPA VENEER AREA:	NA	SF
SPA COPING:	Qty	SPILLWAY TYPE:	NA	
WATER FEATURE(S)	NA	DECK JETS:	0	
TILE - COPING - INT. FINISH				
TILE CHOICE:	TBD - Add'm Req'd	INT. FINISH TYPE/COLOR:	White Plaster	
COPING:	Standard TBD - Add'm Req'd	ACCENT TILE:		
CENTER SECTION TRIM:	0 LF - Center Section Trim Selections	BENCH TILE LOC:	NA	
TRIM TILE SIZE/TYPE:	LF - Trim Tile Selections	STEP TILE LOC:	NA	
GROUT:	White	FITTINGS:	White	
EQUIPMENT				
FILTER TYPE:	1 - 48 SF DE	FILL LINE / DISTANCE:	NA	LF
FILTER PUMP SIZE:	1 - 1.5 HP	MAIN DRAINS:	1 Dual	
BOOSTER PUMP SIZE/QTY:	LISTED ABOVE	CHLORINATOR TYPE:	1 Fusion0	
AUTO CLEANER:	olaris TR36P (replaces 36)	CLEAR VISION:	0	
CLEANER PUMP:	0	CONTROLLER MODEL:	0	
	0	CONTROLLER ADD ONS:	0	
Add'l Lights (Sunshelf)		FLOOR SYSTEM:	0	
POOL LIGHT(S):	1 LED Pool Light	GAS LINE LENGTH:	0	LF
HEATER TYPE & SIZE:	1 399K BTU LPO	DIVING BOARD:	0	
		POOL COVER:	0	
HEATER VENT (If Req'd):	0	AUTO COVER LID:	NA	
SRS:	1	Mosaics:	0	
COVER PUMP:	0	OTHER EQUIPMENT:	NA	
APPURTENANCES				
POOL DECK AREA:	600 SF	DECK PIERS:	0	EA
POOL DECK DRAINAGE:	0 LF	WALL AREA IN SF:	0	SF
POOL DECK MATERIAL:	Base: Plain Concrete, Broom Finish (Min. 400)	WALL AREA IN LF:	220	LF
OTHER DECK DRAINAGE:	NA	WALL TYPE:	< Walls - Standard Style SF (Belgard Di	
EXISTING DECK TOPPING:	NA	WALL CONTRACTOR:	A&S	
EXISTING DECK AREA:	NA	WALL VENEER:	< Walls - Standard Style SF (Belgard Di	
DECK CONTRACTOR:	A&S	WALL CAP MAT'L:	0	
ELECTRIC CONTRACTOR:	A&S	POOL DECK STEPS:	0	LF
FENCE CONTRACTOR:	Owner	STEP TREAD/RISER:	NA	
GAS CONTRACTOR:	Owner	CHILD SAFETY FENCE:	NA	
MISCELLANEOUS				




Pool Layout Detail



Cross Section Detail



DRAWING SCALED AT 1/8" = 1'
1" = 8'



Unless otherwise noted

Survey Plan
Not to Scale

SITE CONDITIONS			
ADD'L EXC. GRADING:	2	HRS WATER SOURCE:	City
DIG TYPE:	Standard	SEWER or SEPTIC:	Septic
DIRT HAUL:	NO	DRAIN REQ'D / TYPE:	NA
FENCE REMOVAL:	NA	LAWN SPRINKLERS:	NA
SLAB REMOVAL:	NA	TEMP FENCE:	Yes
POWER LINES:	NA	SILT FENCE:	1
STUMP REMOVAL/QTY:	No Stumps		
POOL SETBACKS			
REAR:	25'D	FT. EQUIPMENT:	10' FT.
SIDES:	25'D	FT. FENCE:	4'HT FT.
HOUSE:	10'	FT. OTHER SETBACKS:	0 FT.
ANTHONY & SYLVAN CONTACT INFORMATION			
DESIGNER:	Michael Neilio	CELL PHONE NO:	-
A&S OFFICE:	WestChester325	OFFICE PHONE NO:	1-877-Say Swim
ADDRESS:	1167 Wilmington Pike, West Chester, PA 19382		
REGIONAL MANAGER	Tom Casey	PERMIT OFFICE:	WESTTOWN
SIGN DATE:	2/7/2020	PERMIT OFFICE TEL:	(610) 692-1930
PM	TJ	PM CELL PHONE NO:	(267) 246-3051
Map			

