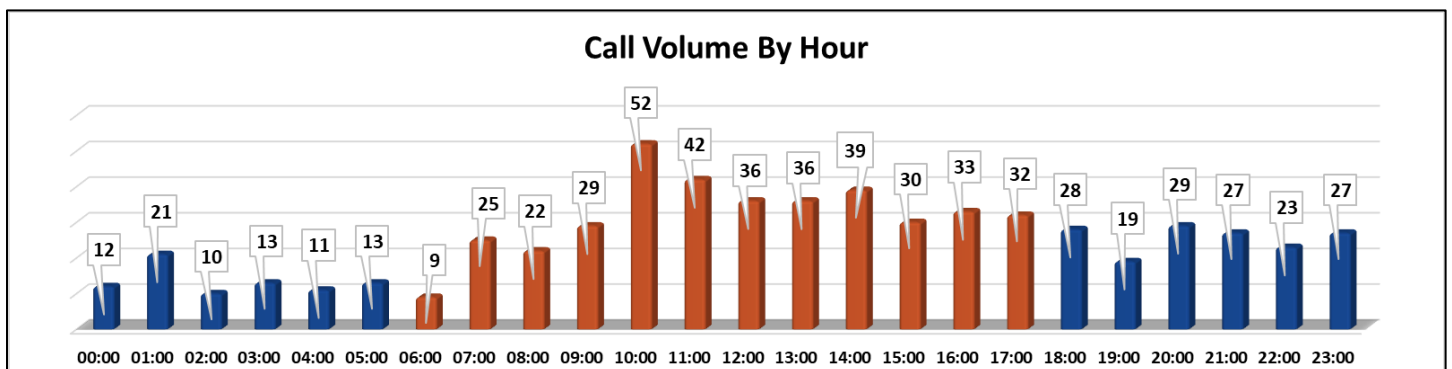
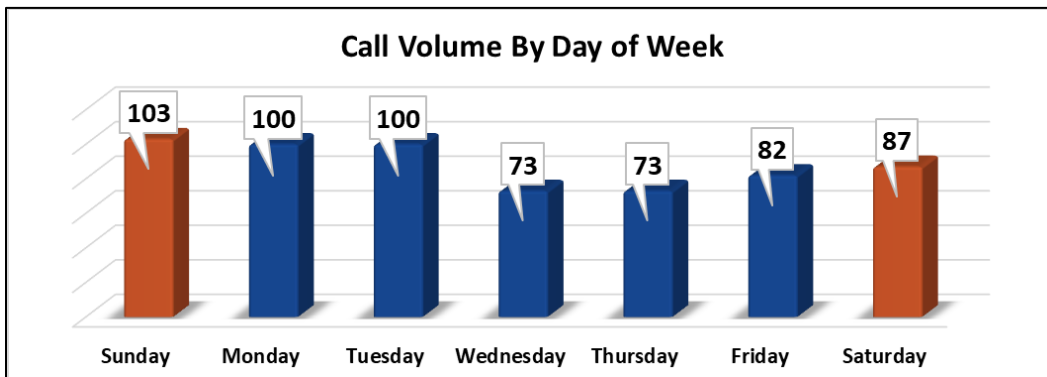
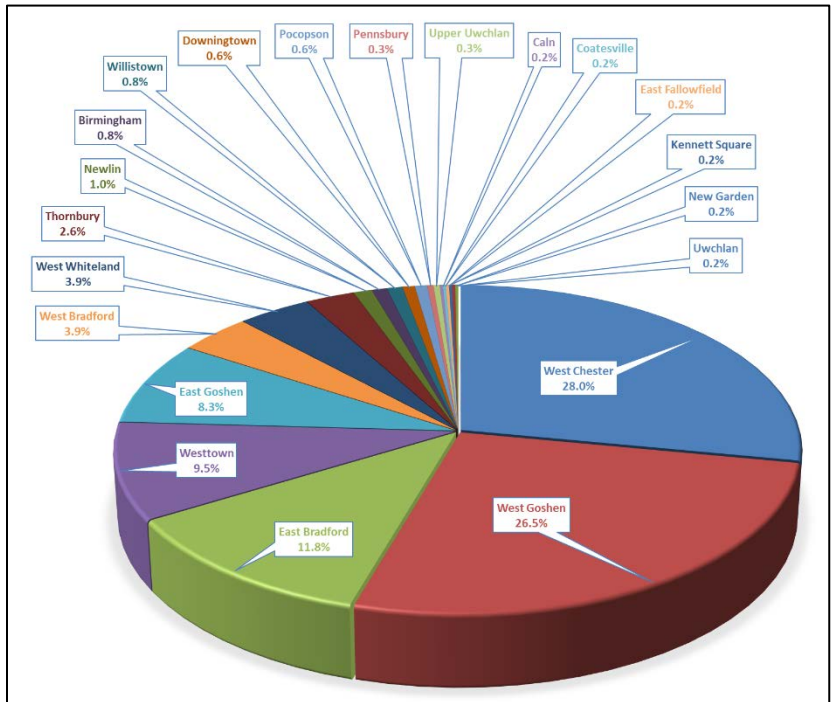




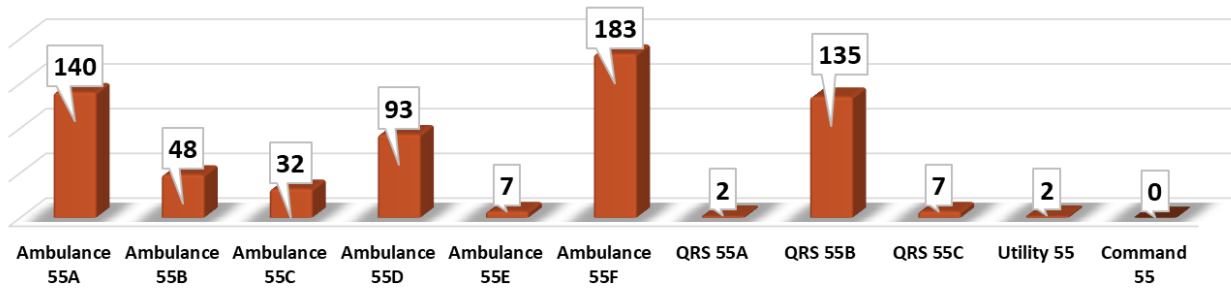
July 2023
OPERATIONS REPORT

CALL VOLUME

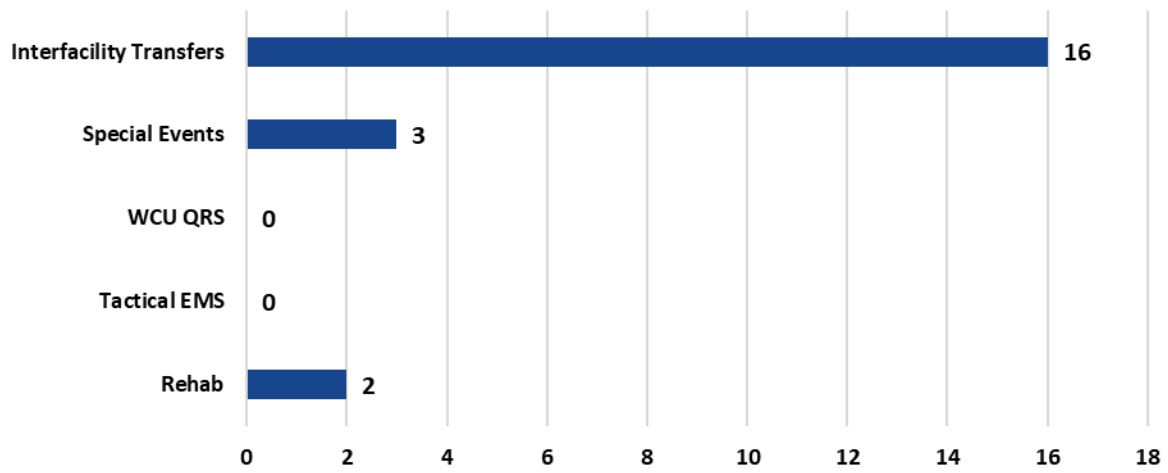
Municipality	Month	% of Calls	YTD
West Chester	173	28.0%	1194
West Goshen	164	26.5%	1078
East Bradford	73	11.8%	513
Westtown	59	9.5%	399
East Goshen	51	8.3%	402
West Bradford	24	3.9%	207
West Whiteland	24	3.9%	207
Thornbury	16	2.6%	103
Newlin	6	1.0%	27
Birmingham	5	0.8%	44
Willistown	5	0.8%	
Downingtown	4	0.6%	
Pocopson	4	0.6%	
Pennsbury	2	0.3%	
Upper Uwchlan	2	0.3%	
Caln	1	0.2%	
Coatesville	1	0.2%	
East Fallowfield	1	0.2%	
Kennett Square	1	0.2%	
New Garden	1	0.2%	
Uwchlan	1	0.2%	
618			



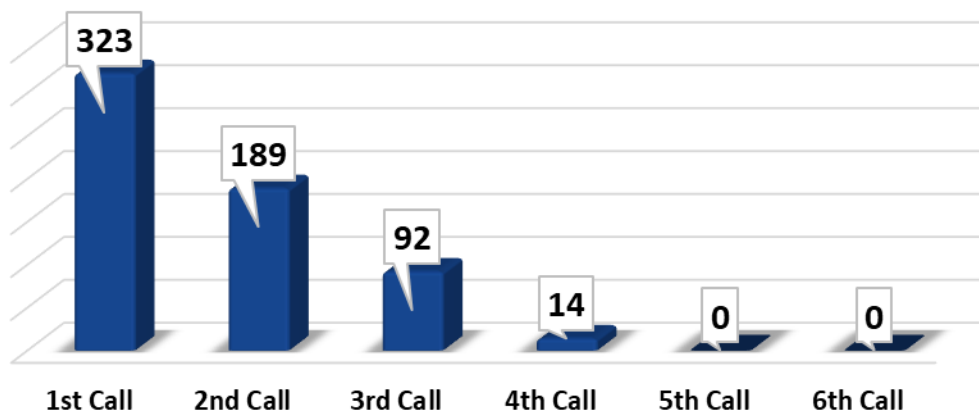
Call Volume By Vehicle



Interfacility Transports & Special Operations



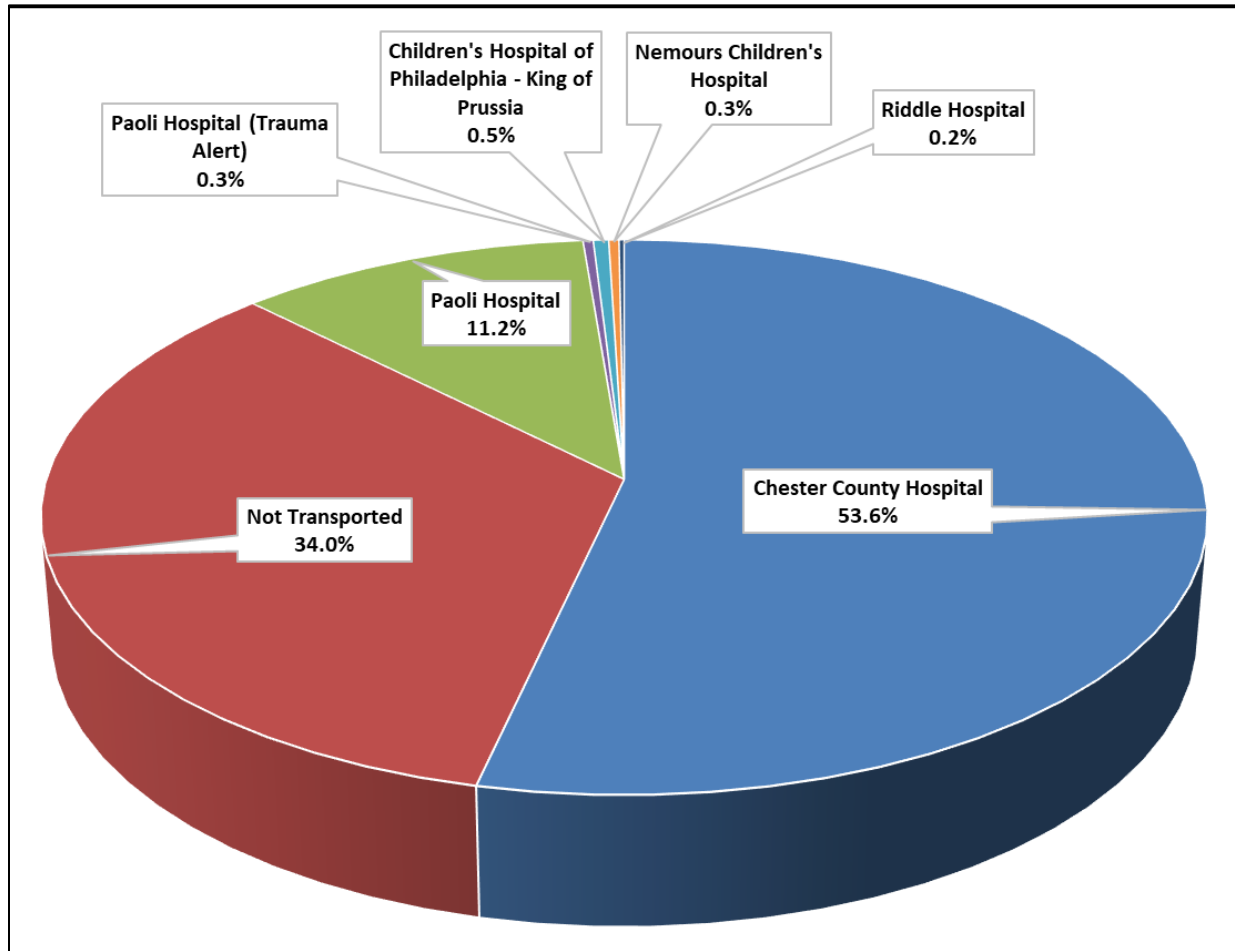
Call Sequence



HOSPITAL DESTINATION INFORMATION

Receiving Hospital	Total	%
Chester County Hospital	331	53.6%
Not Transported	210	34.0%
Paoli Hospital	69	11.2%
Paoli Hospital (Trauma Alert)	2	0.3%
Children's Hospital of Philadelphia - King of Prussia	3	0.5%
Nemours Children's Hospital	2	0.3%
Riddle Hospital	1	0.2%
	618	
	Transported:	408 66.0%
	Not Transported:	210 34.0%
		618

Non-Transport Breakdown	
Refusal	58
Recalled Enroute	35
Recalled On Scene	59
No Services	42
Lift Assist	9
DOA	4
Released to BLS	3
External ALS Assist	0
	210



MISCELLANEOUS CALL INFORMATION

Average Times	
Dispatch To Enroute	01:21
Enroute To On Scene	06:48
On Scene Time	15:06
Transport Time	10:48
ER Wait Time	09:59
Dispatch To Available	47:13

Alcohol / Drug Suspicion		
	Total	%
Alcohol	27	4.4%
Alcohol and Drugs	7	1.1%
Drugs	15	2.4%
Total:	49	7.9%
Unknown / Unable to Determine	5	0.8%

Calls Covering Other Agencies	
Goshen Fire Co.	12
Uwchlan Ambulance	10
Longwood Fire Co.	8
Minquas Fire Co.	7
Malvern Fire Co.	4
Riddle Hospital EMS	2
Avondale Fire Co.	1
Concordville Fire Co.	1
Modena Fire Co.	1
Westwood Fire Co.	1
	47

Responses By Station	
Main Station (Station 55)	438
East Goshen (Station 155)	47
East Bradford (Station 255)	148
West Chester University (Station 355)	0

West Chester University Calls		
	Total	%
Total WCU Calls	11	1.8%
WCU Calls in West Chester	7	1.1%
WCU Calls in West Goshen	4	0.6%
WCU Calls in East Bradford	0	0.0%

Call Types		
BLS - Sick Person	94	15.2%
ALS - Respiratory Difficulty	55	8.9%
ALS - Heart Problems	41	6.6%
BLS - Fall / Lift Assist	41	6.6%
BLS - Injured Person	31	5.0%
BLS - Emotional Disorder	28	4.5%
Accident - BLS	25	4.0%
ALS - CVA/Stroke	22	3.6%
ALS - Unresponsive Person	20	3.2%
ALS - Fall	18	2.9%
ALS - Unconscious Person	17	2.8%
ALS - Syncope	16	2.6%
ALS - Diabetic Emergency	15	2.4%
BLS - Overdose	14	2.3%
BLS - Abdominal Pain	13	2.1%
ALS - Seizures	13	2.1%
ALS - Hemorrhaging	12	1.9%
ALS - Hypotension	12	1.9%
ALS - Abdominal Pain	11	1.8%
BLS - Assault w/Injury	11	1.8%
BLS - Hemorrhaging	8	1.3%
ALS - Overdose	7	1.1%
ALS - Exposure to Heat/Cold	7	1.1%
ALS - Injured Person	7	1.1%
BLS - Syncope	7	1.1%
Alarm - BLS Medical	6	1.0%
ALS-Heart Problem	6	1.0%
ALS - Allergic/Med Reaction	5	0.8%
ALS - Back Pain	5	0.8%
ALS - Cardiac/Resp Arrest	5	0.8%
BLS - Back Pain	5	0.8%
BLS - Seizures	5	0.8%
Accident - ALS	4	0.6%
EMS - Relocate	4	0.6%
BLS - Exposure to Heat/Cold	3	0.5%
BLS - Unknown Nature	3	0.5%
EMS - Standby - Fire	3	0.5%
Accident - Involving Fire	2	0.3%
Alarm - Carbon Monoxide	2	0.3%
ALS - Emotional Disorder	2	0.3%
BLS - Allergic/Med Reaction	2	0.3%
BLS - DOA	2	0.3%
BLS - Maternity/Labor Pain	2	0.3%
Fire - Hazmat	2	0.3%
Fire - Water Rescue	2	0.3%
Accident - Pedestrian	1	0.2%
ALS - Assault w/Injury	1	0.2%
ALS - Shooting	1	0.2%
	618	