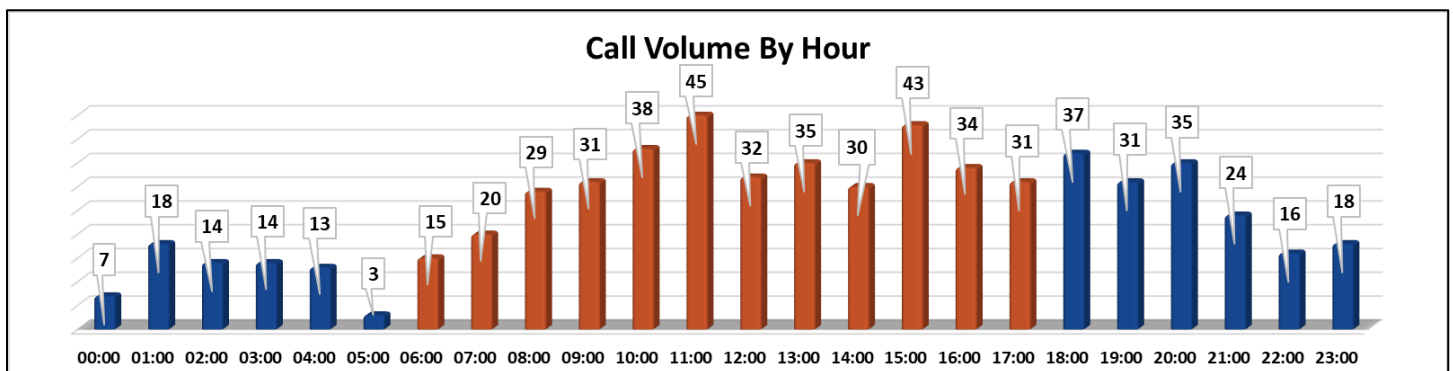
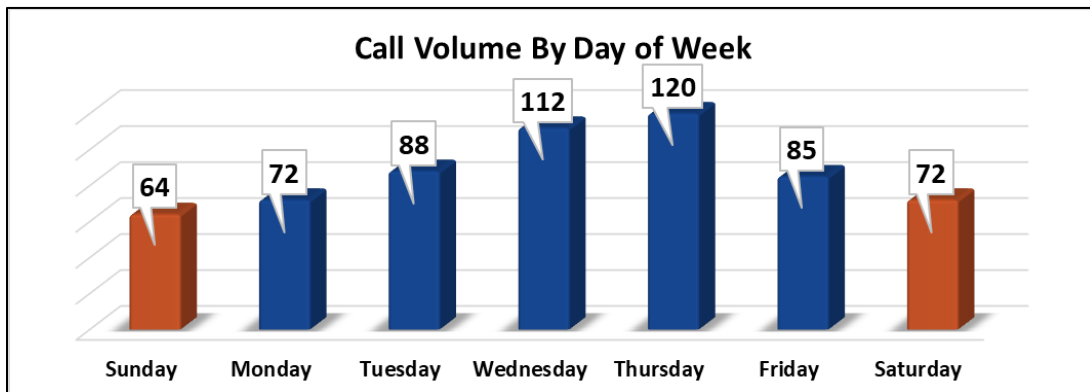
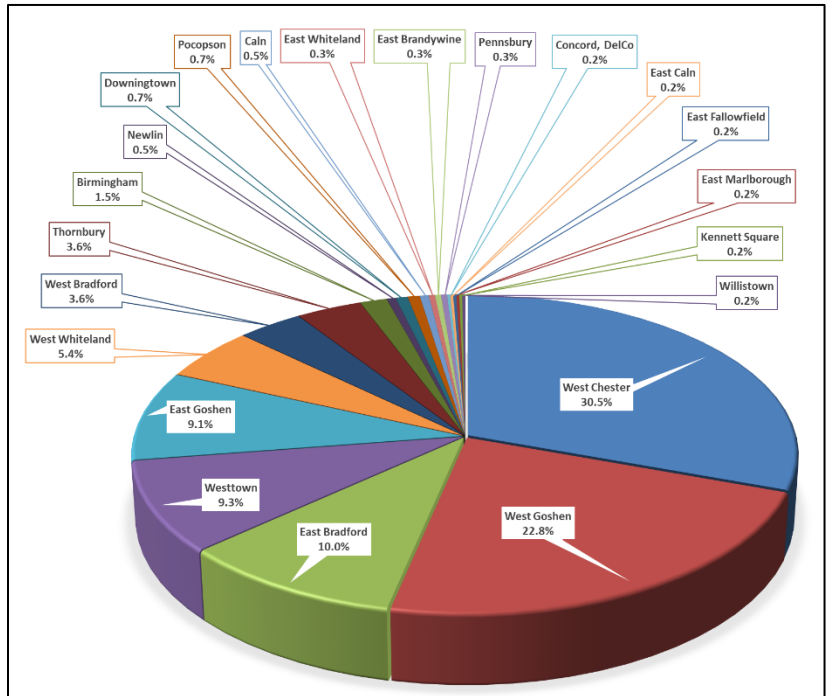




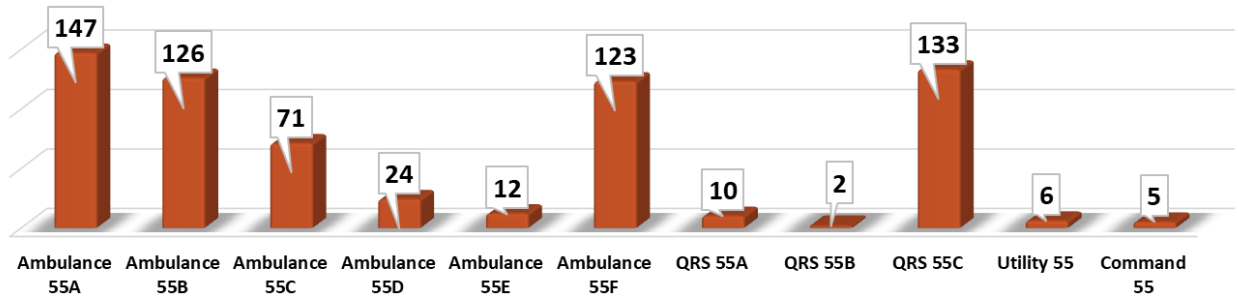
August 2023
OPERATIONS REPORT

CALL VOLUME

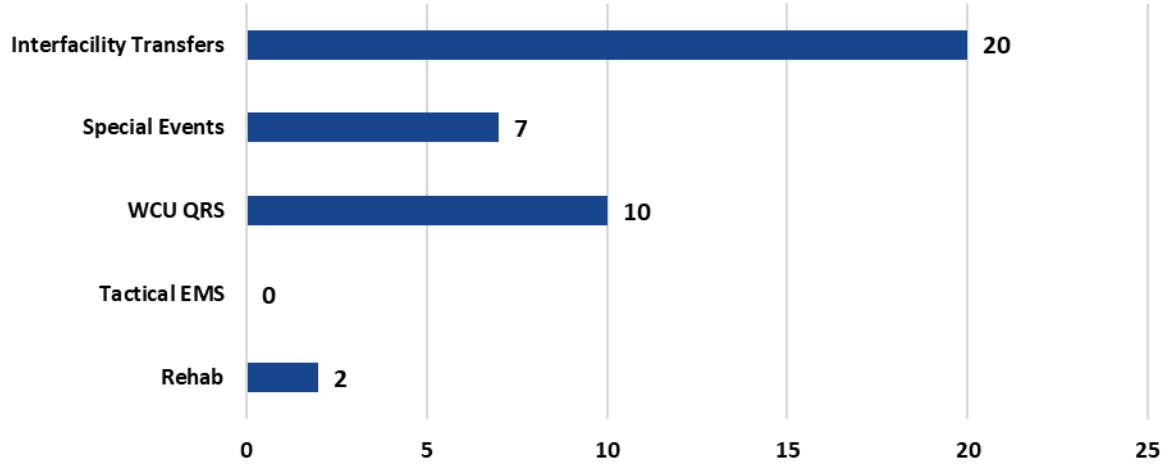
Municipality	Month	% of Calls	YTD
West Chester	187	30.5%	1381
West Goshen	140	22.8%	1218
East Bradford	61	10.0%	574
Westtown	57	9.3%	456
East Goshen	56	9.1%	458
West Whiteland	33	5.4%	240
West Bradford	22	3.6%	229
Thornbury	22	3.6%	125
Birmingham	9	1.5%	53
Newlin	3	0.5%	30
Downingtown	4	0.7%	
Pocopson	4	0.7%	
Caln	3	0.5%	
East Whiteland	2	0.3%	
East Brandywine	2	0.3%	
Pennsbury	2	0.3%	
Concord, DelCo	1	0.2%	
East Caln	1	0.2%	
East Fallowfield	1	0.2%	
East Marlborough	1	0.2%	
Kennett Square	1	0.2%	
Willistown	1	0.2%	
	613		



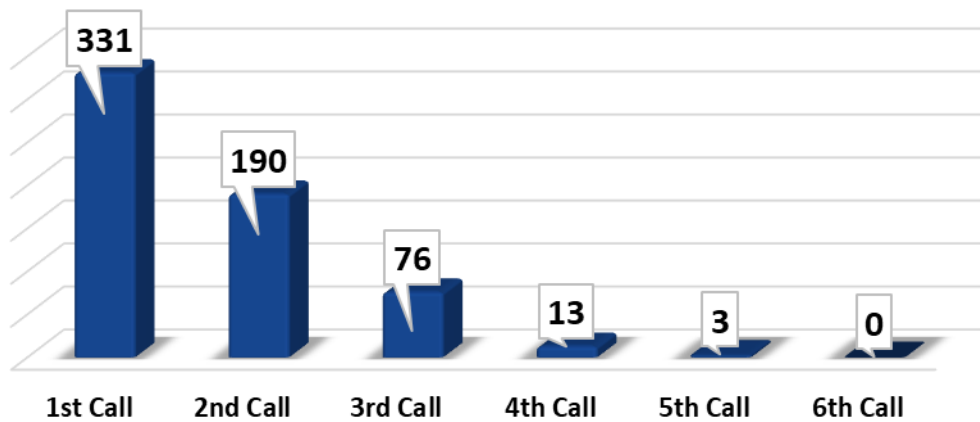
Call Volume By Vehicle



Interfacility Transports & Special Operations



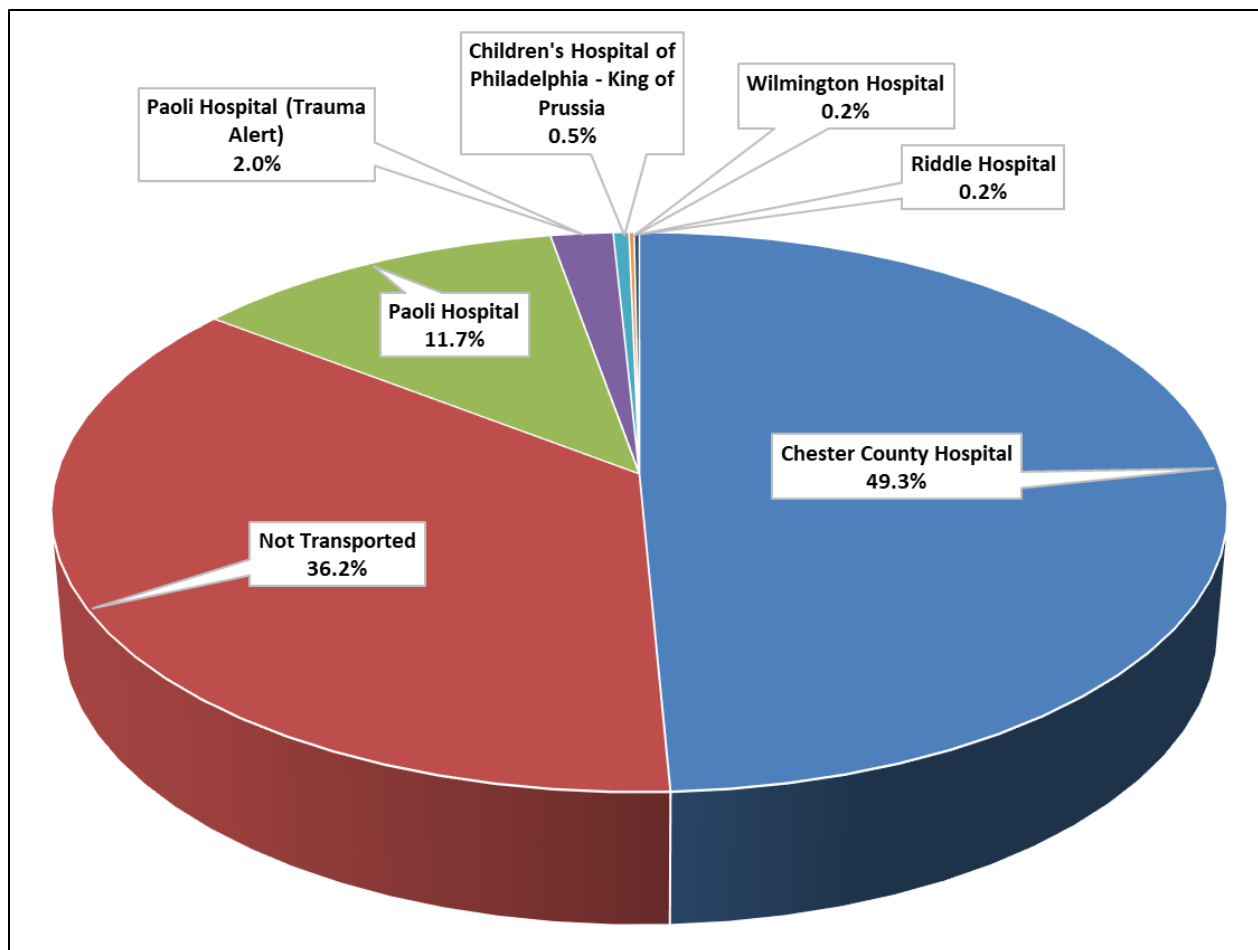
Call Sequence



HOSPITAL DESTINATION INFORMATION

Receiving Hospital	Total	%
Chester County Hospital	302	49.3%
Not Transported	222	36.2%
Paoli Hospital	72	11.7%
Paoli Hospital (Trauma Alert)	12	2.0%
Children's Hospital of Philadelphia - King of Prussia	3	0.5%
Wilmington Hospital	1	0.2%
Riddle Hospital	1	0.2%
	613	
	Transported: 391	63.8%
	Not Transported: 222	36.2%
	613	

Non-Transport Breakdown	
Refusal	58
Recalled Enroute	38
Recalled On Scene	60
No Services	32
Lift Assist	20
DOA	8
Released to BLS	6
External ALS Assist	0
	222



MISCELLANEOUS CALL INFORMATION

Average Times	
Dispatch To Enroute	01:25
Enroute To On Scene	06:45
On Scene Time	15:44
Transport Time	10:05
ER Wait Time	08:20
Dispatch To Available	44:26

Alcohol / Drug Suspicion		
	Total	%
Alcohol	42	6.8%
Alcohol and Drugs	2	0.3%
Drugs	9	1.5%
Total:	53	8.6%
Unknown / Unable to Determine	5	0.8%

Calls Covering Other Agencies	
Goshen Fire Co.	19
Uwchlan Ambulance	11
Longwood Fire Co.	8
Minquas Fire Co.	8
Malvern Fire Co.	5
Concordville Fire Co.	4
Westwood Fire Co.	1
	56

Responses By Station	
Main Station (Station 55)	436
East Goshen (Station 155)	57
East Bradford (Station 255)	135
West Chester University (Station 355)	11

West Chester University Calls		
	Total	%
Total WCU Calls	21	3.4%
WCU Calls in West Chester	19	3.1%
WCU Calls in West Goshen	1	0.2%
WCU Calls in East Bradford	1	0.2%

Call Types		
BLS - Sick Person	93	15.2%
BLS - Fall / Lift Assist	71	11.6%
ALS - Respiratory Difficulty	52	8.5%
BLS - Injured Person	28	4.6%
ALS - Heart Problems	26	4.2%
BLS - Emotional Disorder	26	4.2%
ALS - CVA/Stroke	23	3.8%
Accident - BLS	21	3.4%
ALS - Syncope	20	3.3%
ALS - Hypotension	17	2.8%
BLS - Abdominal Pain	17	2.8%
BLS - Overdose	17	2.8%
ALS - Seizures	16	2.6%
ALS - Abdominal Pain	13	2.1%
ALS - Diabetic Emergency	13	2.1%
ALS - Fall	13	2.1%
ALS-Heart Problem	13	2.1%
ALS - Unresponsive Person	11	1.8%
Alarm - BLS Medical	11	1.8%
ALS - Cardiac/Resp Arrest	10	1.6%
ALS - Unconscious Person	10	1.6%
EMS - Standby - Fire	10	1.6%
ALS - Injured Person	9	1.5%
Accident - ALS	8	1.3%
ALS - Hemorrhaging	8	1.3%
ALS - Overdose	8	1.3%
ALS - Allergic/Med Reaction	7	1.1%
ALS - Back Pain	7	1.1%
BLS - Back Pain	5	0.8%
BLS - Assault w/Injury	4	0.7%
BLS - Syncope	4	0.7%
BLS - Hemorrhaging	3	0.5%
ALS - Assault w/Injury	2	0.3%
BLS - DOA	2	0.3%
BLS - Exposure to Heat/Cold	2	0.3%
BLS - Seizures	2	0.3%
EMS - Relocate	2	0.3%
ALS - Burns - Chemical	1	0.2%
ALS - Choking	1	0.2%
ALS - Emotional Disorder	1	0.2%
ALS - Exposure to Heat/Cold	1	0.2%
Accident - Entrapment	1	0.2%
Accident - Pedestrian	1	0.2%
BLS - Maternity/Labor Pain	1	0.2%
BLS - Unknown Nature	1	0.2%
Fire - Other Type Rescue	1	0.2%
	613	