

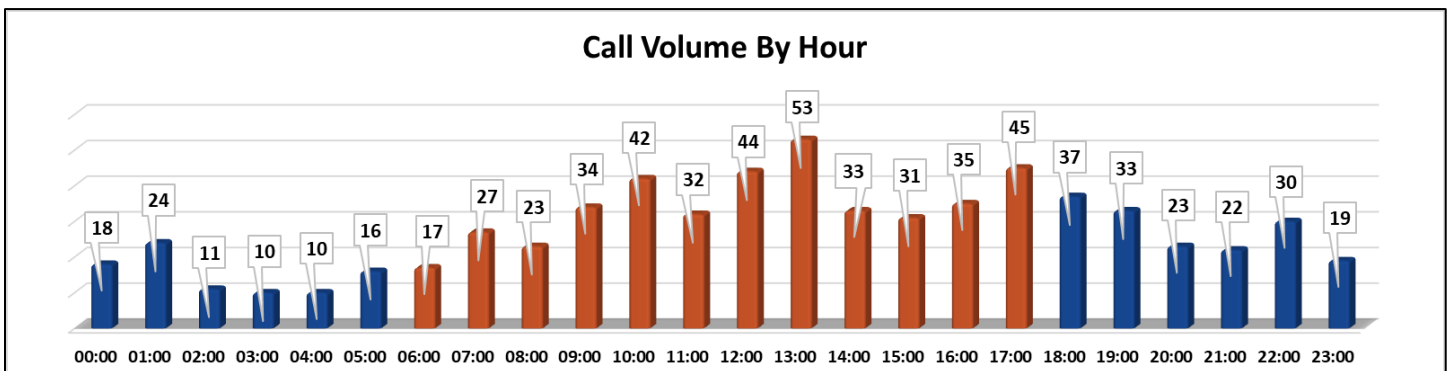
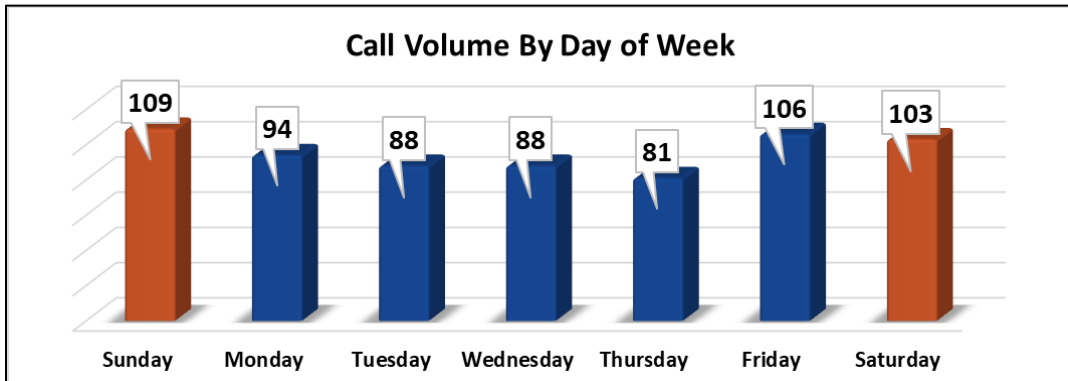
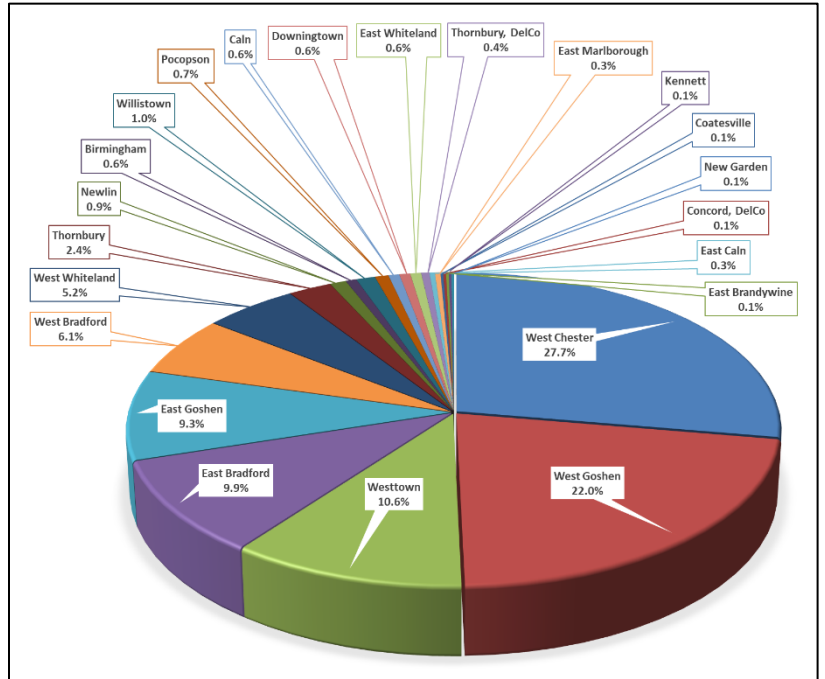


December 2023

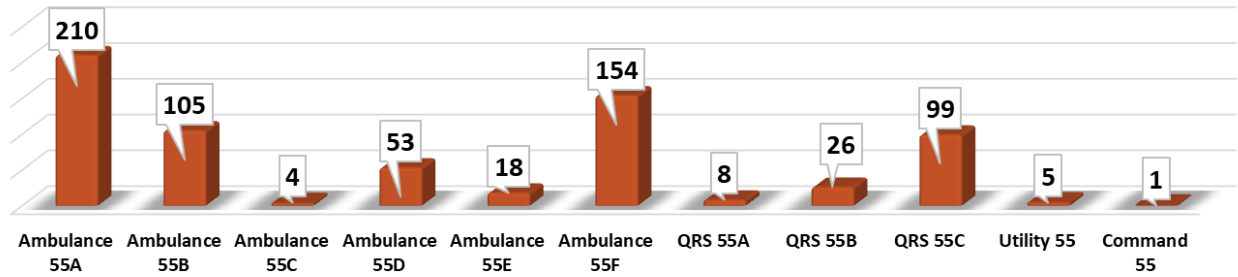
OPERATIONS REPORT

CALL VOLUME

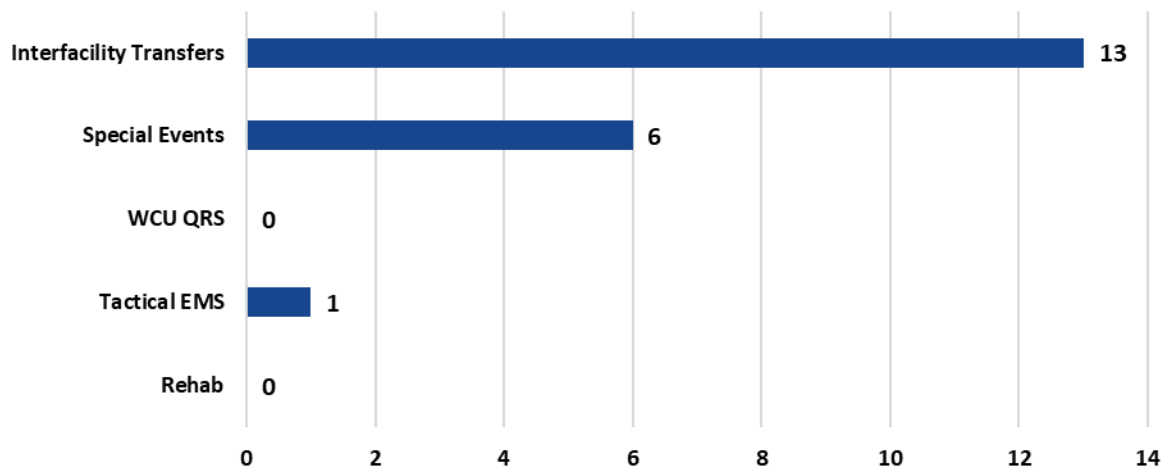
Municipality	Month	% of Calls	YTD
West Chester	185	27.7%	2191
West Goshen	147	22.0%	1859
Westtown	71	10.6%	703
East Bradford	66	9.9%	862
East Goshen	62	9.3%	694
West Bradford	41	6.1%	375
West Whiteland	35	5.2%	347
Thornbury	16	2.4%	177
Newlin	6	0.9%	51
Birmingham	4	0.6%	81
Willistown	7	1.0%	
Pocopson	5	0.7%	
Caln	4	0.6%	
Downingtown	4	0.6%	
East Whiteland	4	0.6%	
Thornbury, DelCo	3	0.4%	
East Caln	2	0.3%	
East Marlborough	2	0.3%	
Coatesville	1	0.1%	
Concord, DelCo	1	0.1%	
East Brandywine	1	0.1%	
Kennett	1	0.1%	
New Garden	1	0.1%	
	669		



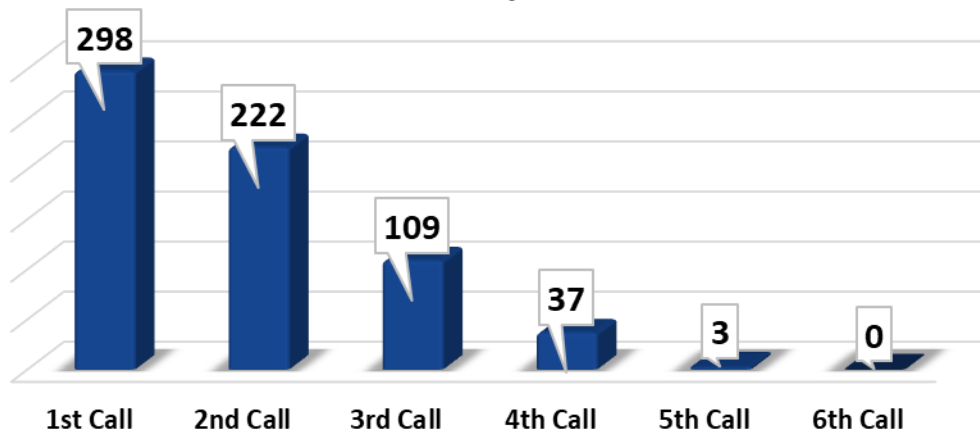
Call Volume By Vehicle



Interfacility Transports & Special Operations



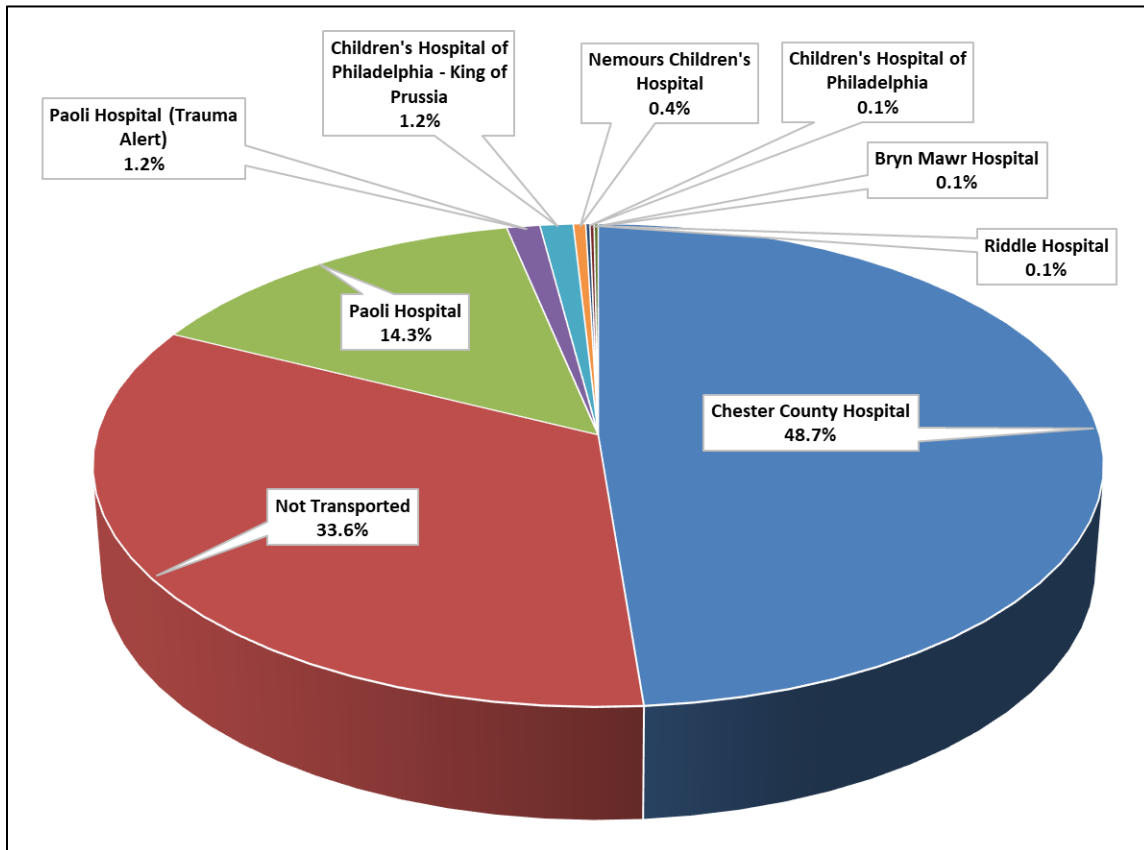
Call Sequence



HOSPITAL DESTINATION INFORMATION

Receiving Hospital	Total	%
Chester County Hospital	326	48.7%
Not Transported	225	33.6%
Paoli Hospital	96	14.3%
Paoli Hospital (Trauma Alert)	8	1.2%
Children's Hospital of Philadelphia - King of Prussia	8	1.2%
Nemours Children's Hospital	3	0.4%
Children's Hospital of Philadelphia	1	0.1%
Bryn Mawr Hospital	1	0.1%
Riddle Hospital	1	0.1%
	669	
	Transported: 444	66.4%
	Not Transported: 225	33.6%
	669	

Non-Transport Breakdown	
Refusal	43
Recalled Enroute	46
Recalled On Scene	61
No Services	41
Lift Assist	25
DOA	2
Released to BLS	7
External ALS Assist	0
	225



MISCELLANEOUS CALL INFORMATION

Average Times	
Dispatch To Enroute	01:24
Enroute To On Scene	07:10
On Scene Time	16:16
Transport Time	11:34
ER Wait Time	13:22
Dispatch To Available	53:29

Alcohol / Drug Suspicion		
	Total	%
Alcohol	36	5.4%
Alcohol and Drugs	7	1.0%
Drugs	6	0.9%
Total:	49	7.3%
Unknown / Unable to Determine	0	0.0%

Calls Covering Other Agencies	
Goshen Fire Co.	26
Minquas Fire Co.	16
Uwchlan Ambulance	13
Malvern Fire Co.	10
Longwood Fire Co.	9
Concordville Fire Co.	6
East Whiteland Fire Co.	2
Westwood Fire Co.	1
	83

Responses By Station	
Main Station (Station 55)	470
East Goshen (Station 155)	43
East Bradford (Station 255)	156
West Chester University (Station 355)	0

West Chester University Calls		
	Total	%
Total WCU Calls	17	2.5%
WCU Calls in West Chester	13	1.9%
WCU Calls in West Goshen	1	0.1%
WCU Calls in East Bradford	3	0.4%

Call Types		
BLS - Sick Person	94	14.1%
BLS - Fall / Lift Assist	80	12.0%
ALS - Respiratory Difficulty	73	10.9%
ALS - Heart Problems	34	5.1%
ALS - Syncope	31	4.6%
BLS - Injured Person	29	4.3%
ALS - Fall	26	3.9%
Accident - BLS	26	3.9%
BLS - Emotional Disorder	26	3.9%
EMS - Standby - Fire	18	2.7%
ALS - CVA/Stroke	17	2.5%
ALS - Seizures	17	2.5%
BLS - Overdose	16	2.4%
ALS - Abdominal Pain	14	2.1%
BLS - Abdominal Pain	13	1.9%
ALS - Diabetic Emergency	11	1.6%
ALS - Injured Person	11	1.6%
ALS - Unresponsive Person	11	1.6%
ALS - Back Pain	10	1.5%
ALS - Hypotension	10	1.5%
ALS - Unconscious Person	10	1.5%
ALS - Cardiac/Resp Arrest	9	1.3%
BLS - Syncope	9	1.3%
ALS-Heart Problem	8	1.2%
ALS - Overdose	7	1.0%
BLS - Back Pain	7	1.0%
ALS - Hemorrhaging	6	0.9%
Fire - Water Rescue	6	0.9%
BLS - Hemorrhaging	5	0.7%
ALS - Emotional Disorder	4	0.6%
EMS - Relocate	4	0.6%
Accident - Entrapment	3	0.4%
Alarm - BLS Medical	3	0.4%
BLS - DOA	3	0.4%
Accident - ALS	2	0.3%
BLS - Assault w/Injury	2	0.3%
BLS - Maternity/Labor Pain	2	0.3%
BLS - Seizures	2	0.3%
ALS - Allergic/Med Reaction	1	0.1%
ALS - Assault w/Injury	1	0.1%
ALS - Choking	1	0.1%
Accident - Aircraft	1	0.1%
Accident - Involving Fire	1	0.1%
Accident - Pedestrian	1	0.1%
Alarm - Carbon Monoxide	1	0.1%
BLS - Allergic/Med Reaction	1	0.1%
BLS - Unknown Nature	1	0.1%
Fire - Other Type Rescue	1	0.1%
	669	