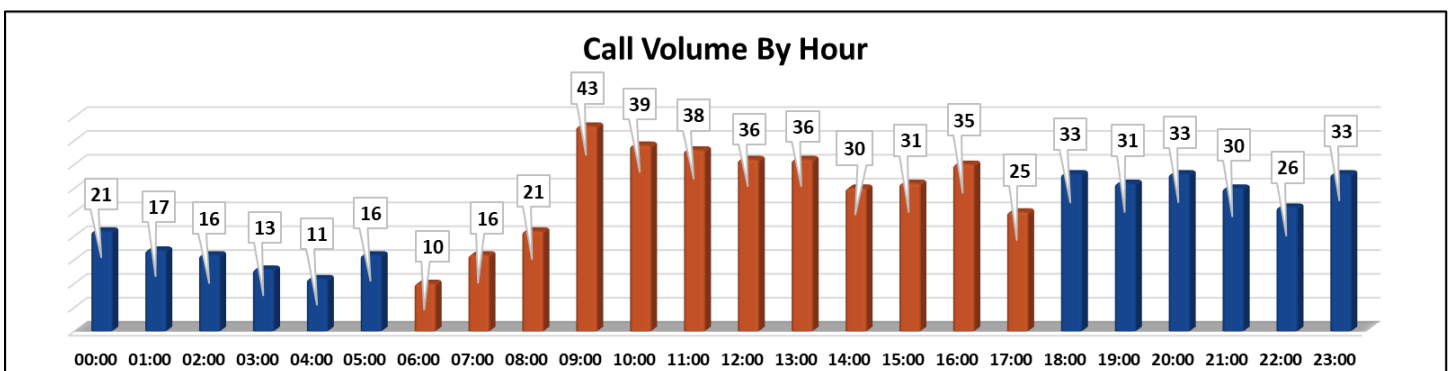
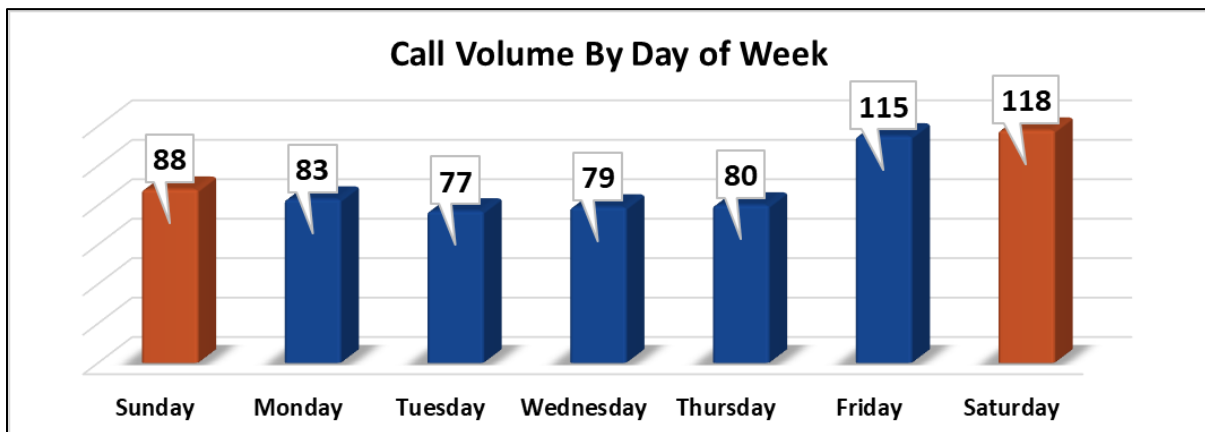
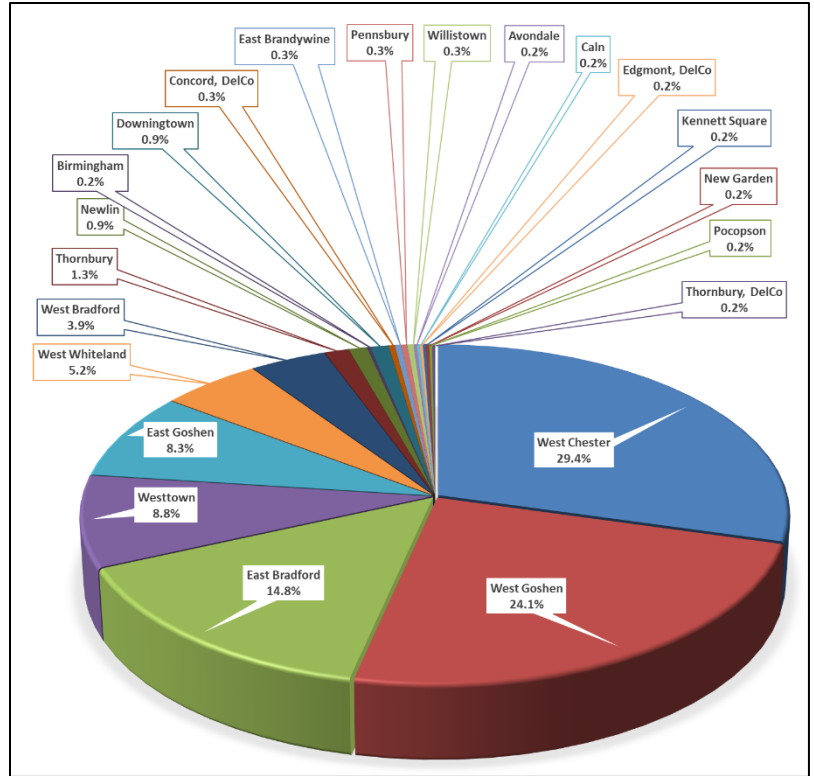




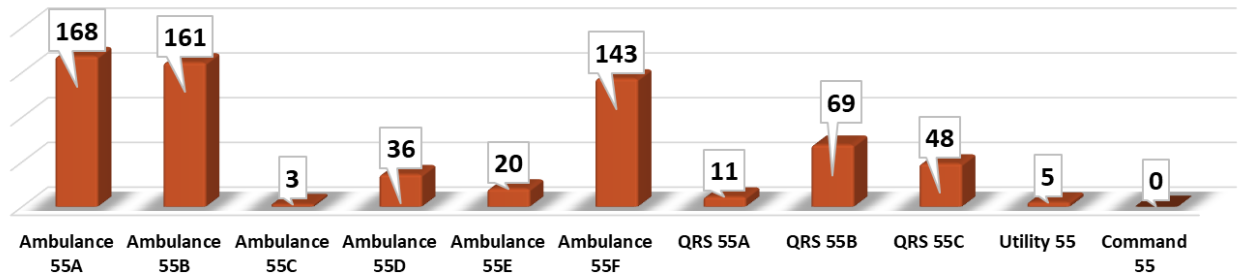
March 2024
OPERATIONS REPORT

CALL VOLUME

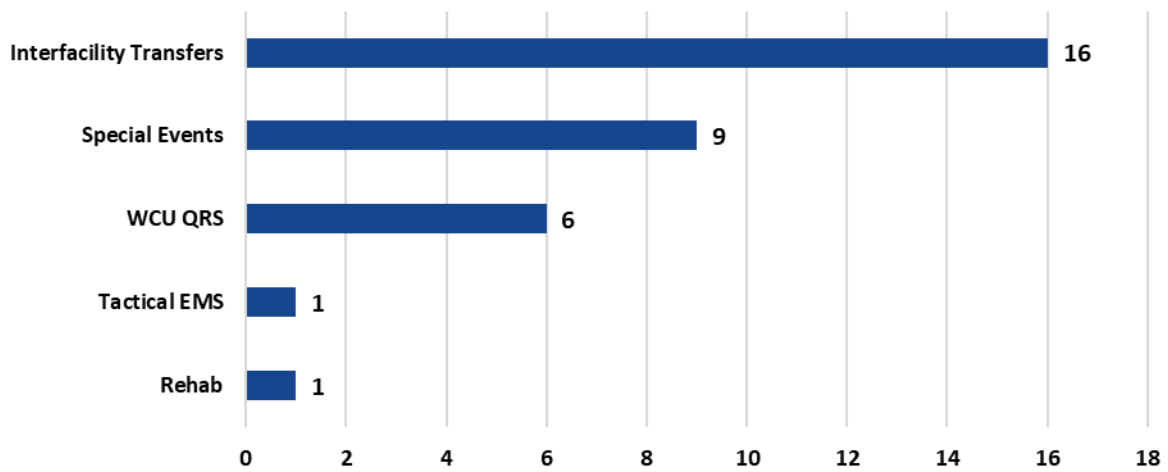
Municipality	Month % of Calls	YTD
West Chester	188	29.4%
West Goshen	154	24.1%
East Bradford	95	14.8%
Westtown	56	8.8%
East Goshen	53	8.3%
West Whiteland	33	5.2%
West Bradford	25	3.9%
Thornbury	8	1.3%
Newlin	6	0.9%
Birmingham	1	0.2%
Downingtown	6	0.9%
Concord, DelCo	2	0.3%
East Brandywine	2	0.3%
Pennsbury	2	0.3%
Willistown	2	0.3%
Avondale	1	0.2%
Caln	1	0.2%
Edgmont, DelCo	1	0.2%
Kennett Square	1	0.2%
New Garden	1	0.2%
Pocopson	1	0.2%
Thornbury, DelCo	1	0.2%
Total	640	



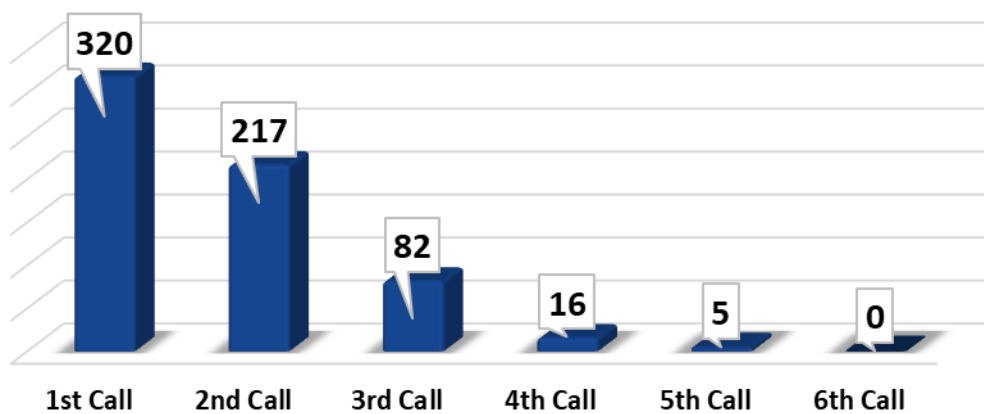
Call Volume By Vehicle



Interfacility Transports & Special Operations



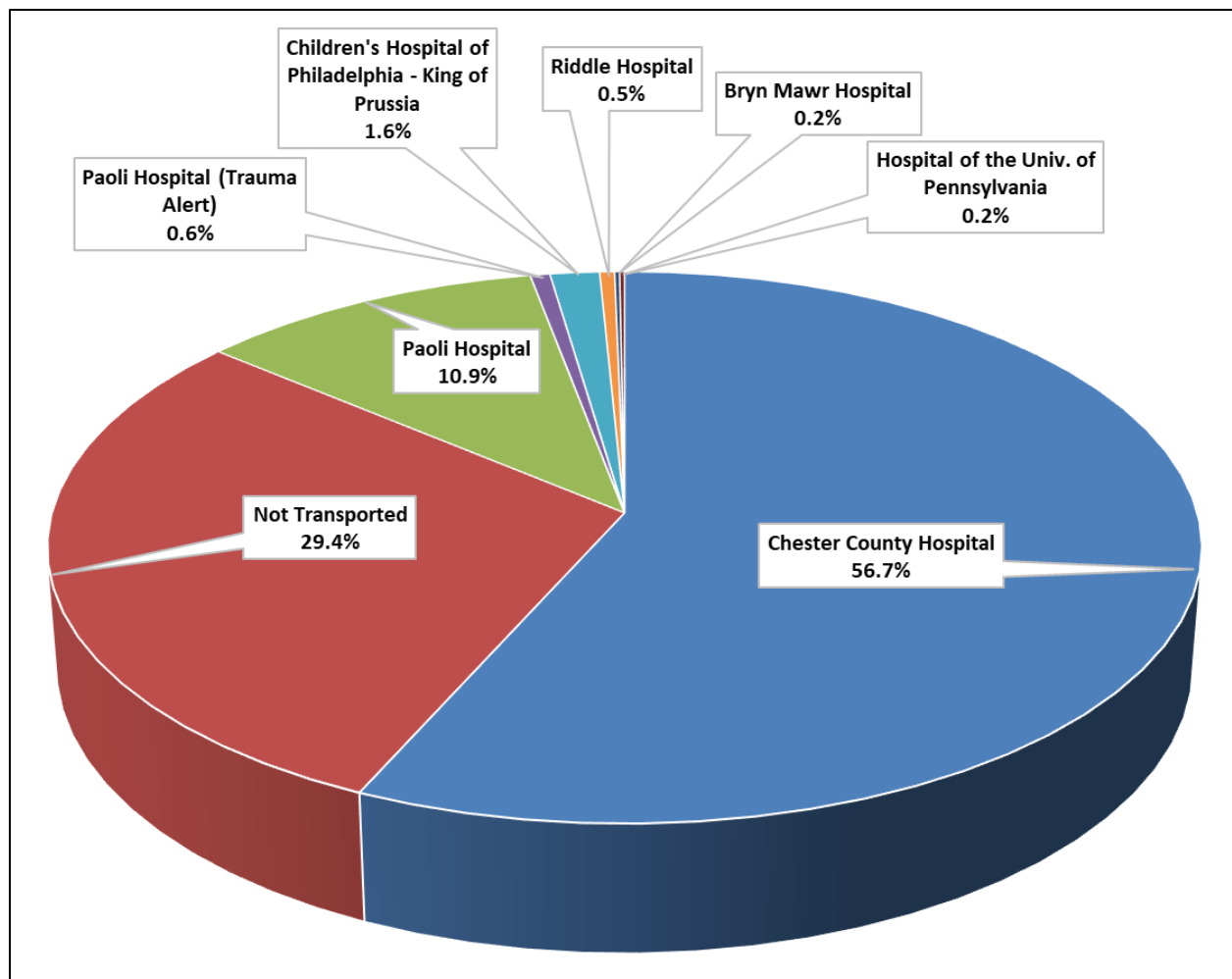
Call Sequence



HOSPITAL DESTINATION INFORMATION

Receiving Hospital	Total	%
Chester County Hospital	363	56.7%
Not Transported	188	29.4%
Paoli Hospital	70	10.9%
Paoli Hospital (Trauma Alert)	4	0.6%
Children's Hospital of Philadelphia - King of Prussia	10	1.6%
Riddle Hospital	3	0.5%
Bryn Mawr Hospital	1	0.2%
Hospital of the Univ. of Pennsylvania	1	0.2%
	640	
	Transported: 452	70.6%
	Not Transported: 188	29.4%
	640	

Non-Transport Breakdown	
Refusal	44
Recalled Enroute	30
Recalled On Scene	43
No Services	41
Lift Assist	11
DOA	10
Released to BLS	9
External ALS Assist	0
	188



MISCELLANEOUS CALL INFORMATION

Average Times	
Dispatch To Enroute	01:19
Enroute To On Scene	06:47
On Scene Time	16:24
Transport Time	09:58
ER Wait Time	08:59
Dispatch To Available	47:36

Alcohol / Drug Suspicion		
	Total	%
Alcohol	41	6.4%
Alcohol and Drugs	5	0.8%
Drugs	16	2.5%
Total:	62	9.7%
Unknown / Unable to Determine	3	0.5%

Calls Covering Other Agencies	
Goshen Fire Co.	22
Uwchlan Ambulance	12
Minquas Fire Co.	12
Concordville Fire Co.	5
Malvern Fire Co.	5
Longwood Fire Co.	4
Southern Chester Co. EMS	1
	61

Responses By Station	
Main Station (Station 55)	448
East Goshen (Station 155)	45
East Bradford (Station 255)	148
West Chester University (Station 355)	6

West Chester University Calls		
	Total	%
Total WCU Calls	16	2.5%
WCU Calls in West Chester	13	2.0%
WCU Calls in West Goshen	3	0.5%
WCU Calls in East Bradford	0	0.0%

Call Types		
BLS - Sick Person	88	13.8%
ALS - Respiratory Difficulty	72	11.3%
ALS - Heart Problems	51	8.0%
BLS - Fall / Lift Assist	49	7.7%
ALS - CVA/Stroke	34	5.3%
BLS - Injured Person	30	4.7%
BLS - Emotional Disorder	29	4.5%
ALS - Abdominal Pain	24	3.8%
BLS - Overdose	23	3.6%
ALS - Unconscious Person	21	3.3%
ALS - Syncope	17	2.7%
ALS - Seizures	16	2.5%
BLS - Abdominal Pain	16	2.5%
Accident - BLS	15	2.3%
ALS - Fall	13	2.0%
ALS - Diabetic Emergency	12	1.9%
EMS - Standby - Fire	9	1.4%
ALS - Hemorrhaging	8	1.3%
ALS - Hypotension	8	1.3%
Alarm - BLS Medical	8	1.3%
BLS - Back Pain	8	1.3%
BLS - Hemorrhaging	8	1.3%
BLS - Syncope	8	1.3%
ALS - Cardiac/Resp Arrest	7	1.1%
BLS - DOA	7	1.1%
BLS - Seizures	6	0.9%
ALS - Allergic/Med Reaction	5	0.8%
Accident - Pedestrian	5	0.8%
ALS - Injured Person	4	0.6%
BLS - Assault w/Injury	4	0.6%
BLS - Unknown Nature	4	0.6%
EMS - Relocate	4	0.6%
ALS - Back Pain	3	0.5%
ALS - Overdose	3	0.5%
ALS - Assault w/Injury	2	0.3%
ALS - Choking	2	0.3%
ALS - Emotional Disorder	2	0.3%
BLS - Maternity/Labor Pain	2	0.3%
Fire - Other Type Rescue	2	0.3%
Fire-CO Incident	2	0.3%
ALS - Shooting	1	0.2%
ALS - Stabbing	1	0.2%
Accident - ALS	1	0.2%
Accident - Entrapment	1	0.2%
Accident - Involving Fire	1	0.2%
Alarm - Carbon Monoxide	1	0.2%
BLS - Allergic/Med Reaction	1	0.2%
BLS - Burns - Scalding/Other	1	0.2%
BLS - Exposure to Heat/Cold	1	0.2%
	640	