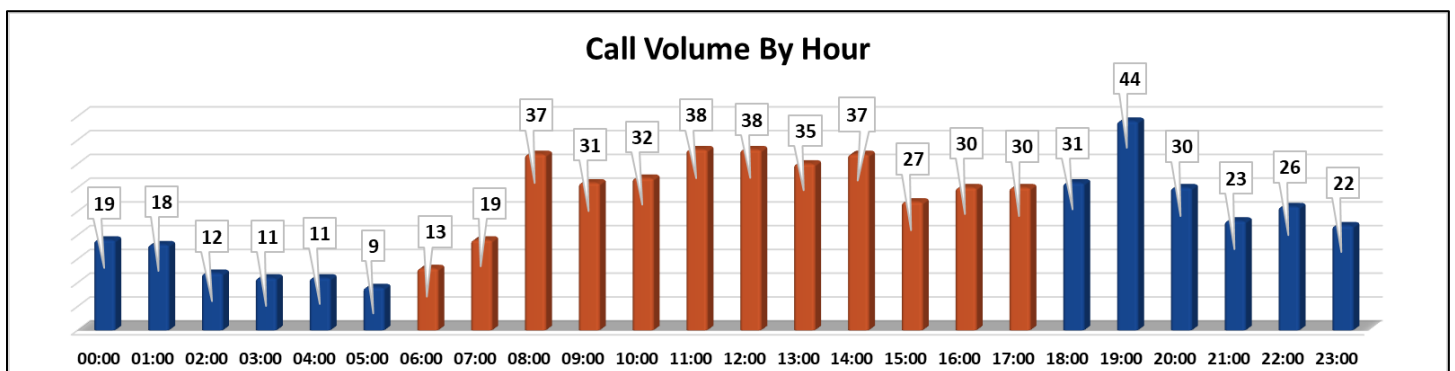
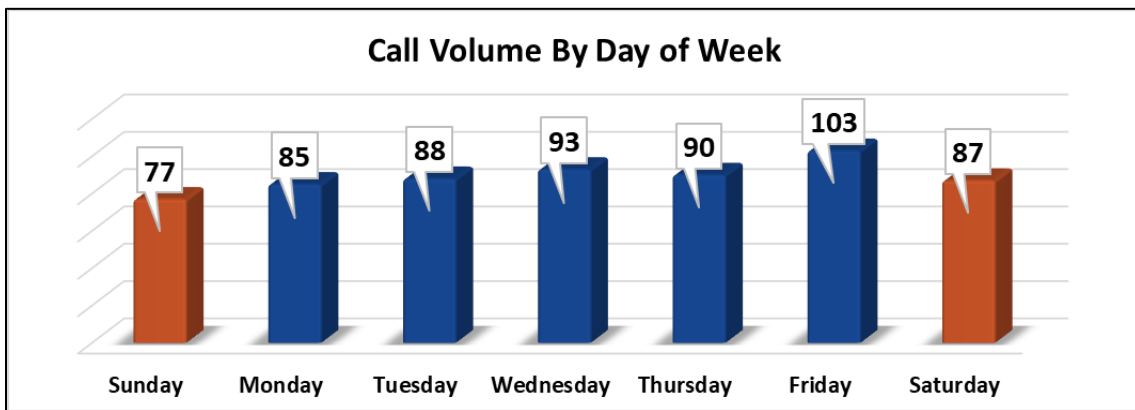
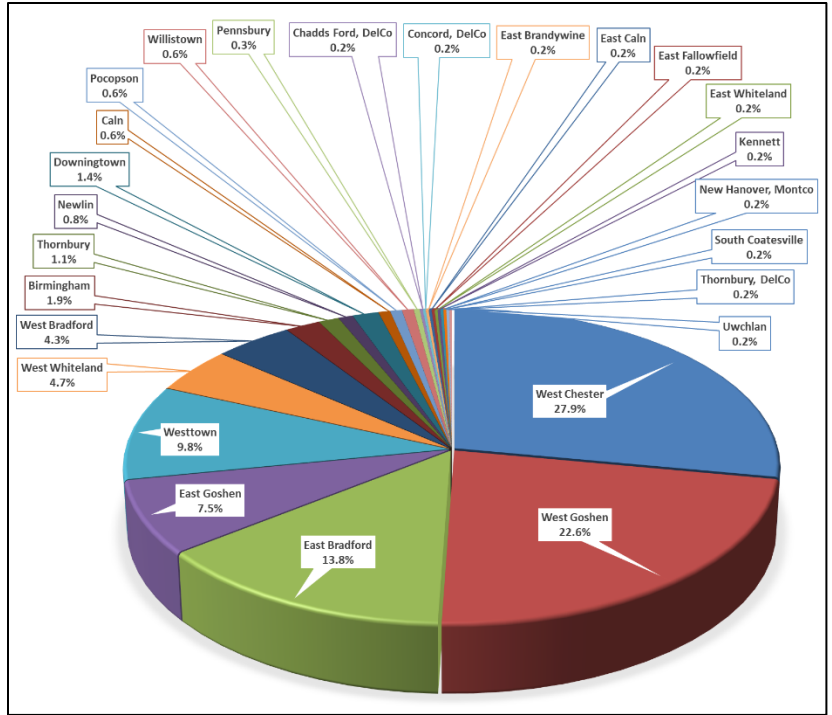




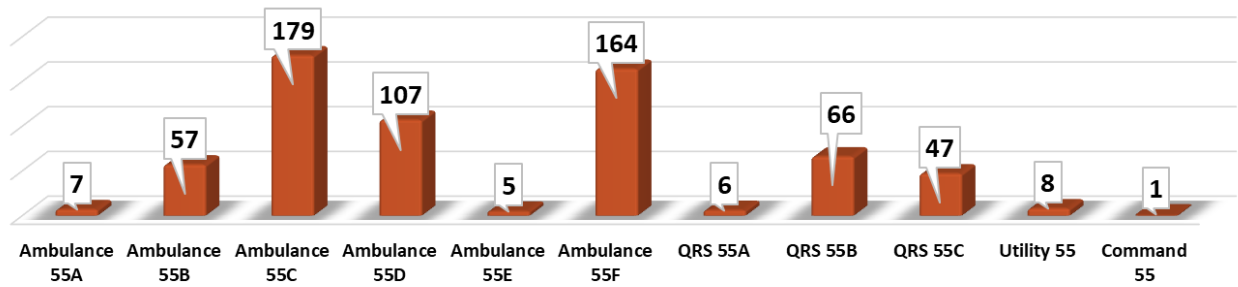
*May 2024*  
**OPERATIONS REPORT**

# CALL VOLUME

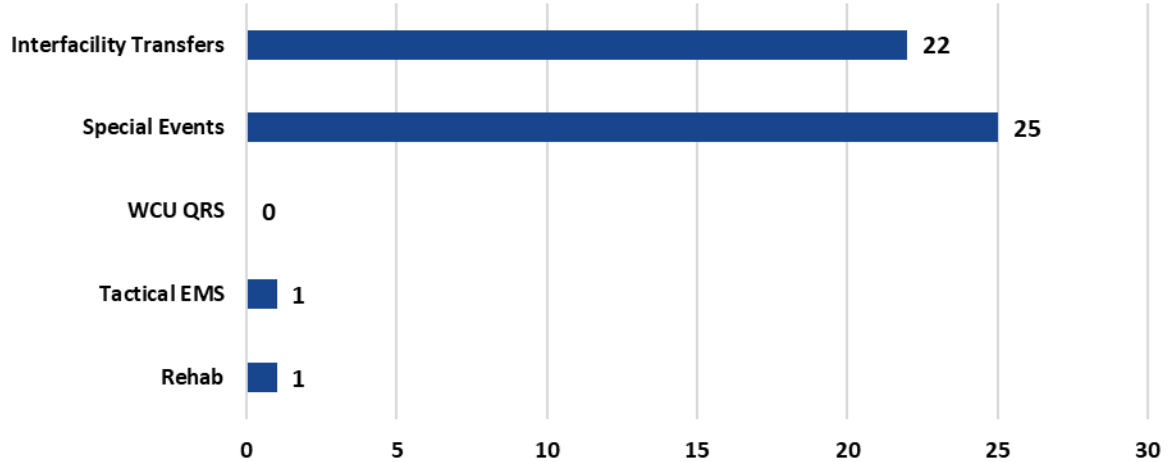
Municipality	Month	% of Calls	YTD
West Chester	174	27.9%	861
West Goshen	141	22.6%	747
East Bradford	86	13.8%	408
East Goshen	47	7.5%	280
Westtown	61	9.8%	277
West Whiteland	29	4.7%	135
West Bradford	27	4.3%	132
Birmingham	12	1.9%	34
Thornbury	7	1.1%	53
Newlin	5	0.8%	23
Downingtown	9	1.4%	
Caln	4	0.6%	
Pocopson	4	0.6%	
Willistown	4	0.6%	
Pennsbury	2	0.3%	
Chadds Ford, DelCo	1	0.2%	
Concord, DelCo	1	0.2%	
East Brandywine	1	0.2%	
East Caln	1	0.2%	
East Fallowfield	1	0.2%	
East Whiteland	1	0.2%	
Kennett	1	0.2%	
New Hanover, Montco	1	0.2%	
South Coatesville	1	0.2%	
Thornbury, DelCo	1	0.2%	
Uwchlan	1	0.2%	
	<b>623</b>		



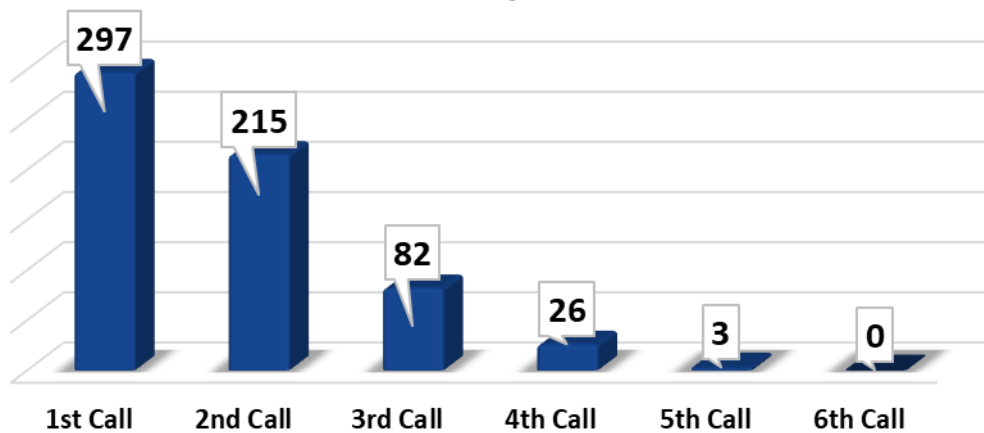
### Call Volume By Vehicle



### Interfacility Transports & Special Operations



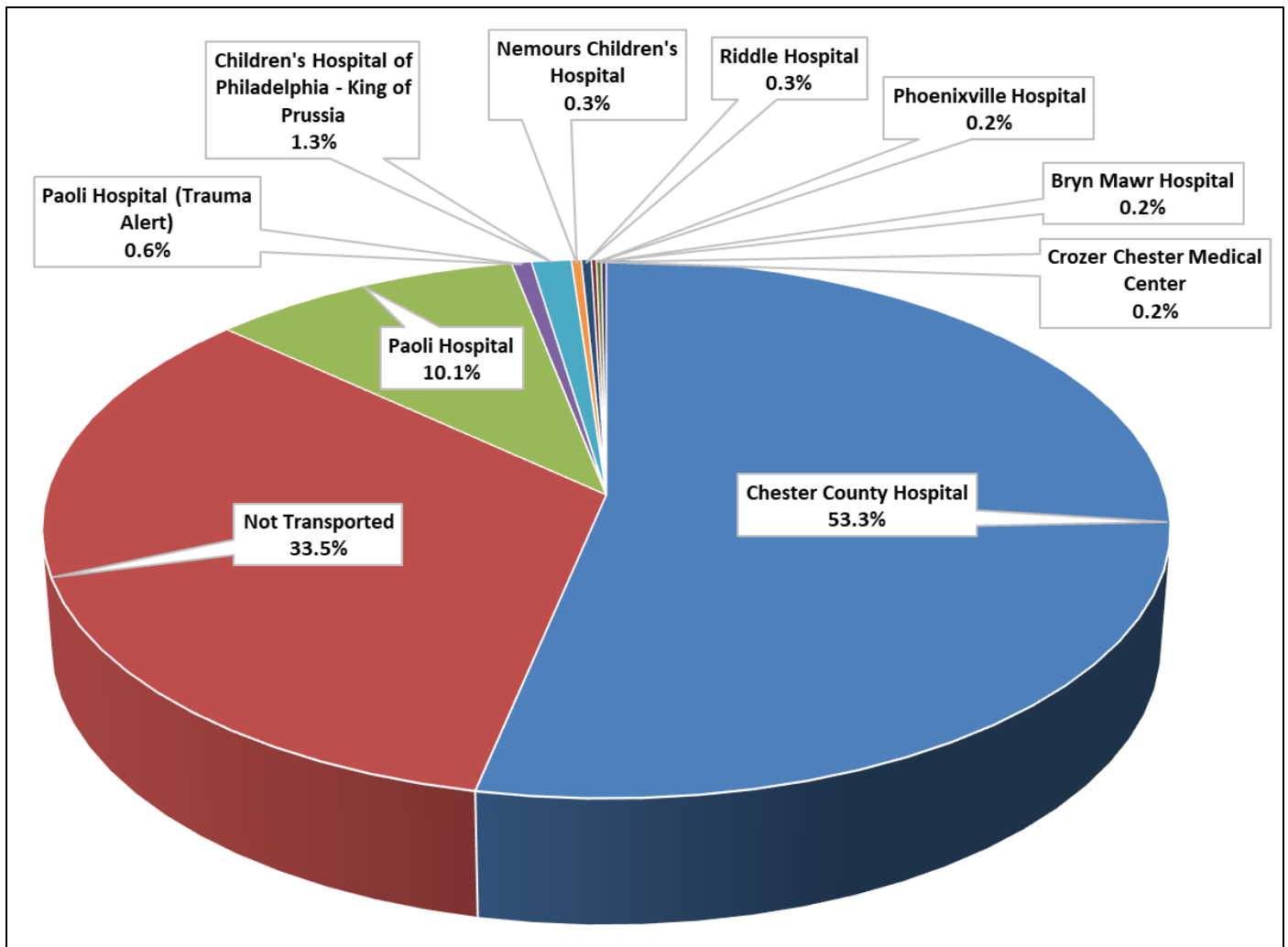
### Call Sequence



# HOSPITAL DESTINATION INFORMATION

Receiving Hospital	Total	%
Chester County Hospital	332	53.3%
Not Transported	209	33.5%
Paoli Hospital	63	10.1%
Paoli Hospital (Trauma Alert)	4	0.6%
Children's Hospital of Philadelphia - King of Prussia	8	1.3%
Nemours Children's Hospital	2	0.3%
Riddle Hospital	2	0.3%
Phoenixville Hospital	1	0.2%
Crozer Chester Medical Center	1	0.5%
Bryn Mawr Hospital	1	0.2%
	<b>623</b>	
	<b>Transported: 414</b>	<b>66.5%</b>
	<b>Not Transported: 209</b>	<b>33.5%</b>
	<b>623</b>	

Non-Transport Breakdown	
Refusal	64
Recalled Enroute	42
Recalled On Scene	48
No Services	25
Lift Assist	19
DOA	5
Released to BLS	6
External ALS Assist	0
	<b>209</b>



# MISCELLANEOUS CALL INFORMATION

Average Times	
Dispatch To Enroute	01:23
Enroute To On Scene	06:58
On Scene Time	16:35
Transport Time	10:28
ER Wait Time	11:01
Dispatch To Available	49:26

Alcohol / Drug Suspicion		
	Total	%
Alcohol	34	5.5%
Alcohol and Drugs	5	0.8%
Drugs	16	2.6%
Total:	<b>55</b>	<b>8.8%</b>
Unknown / Unable to Determine	4	0.6%

Calls Covering Other Agencies	
Minquas Fire Co.	18
Goshen Fire Co.	17
Malvern Fire Co.	8
Concordville Fire Co.	7
Longwood Fire Co.	7
Uwchlan Ambulance	5
Modena Fire Co.	1
Westwood Fire Co.	1
	<b>64</b>

Responses By Station	
Main Station (Station 55)	429
East Goshen (Station 155)	43
East Bradford (Station 255)	151
West Chester University (Station 355)	1

West Chester University Calls		
	Total	%
Total WCU Calls	8	1.3%
WCU Calls in West Chester	8	1.3%
WCU Calls in West Goshen	0	0.0%
WCU Calls in East Bradford	0	0.0%

Call Types		
BLS - Sick Person	87	14.0%
ALS - Respiratory Difficulty	69	11.1%
BLS - Fall / Lift Assist	61	9.8%
ALS - Heart Problems	44	7.1%
Accident - BLS	33	5.3%
BLS - Injured Person	33	5.3%
BLS - Emotional Disorder	26	4.2%
ALS - Fall	24	3.9%
ALS - CVA/Stroke	21	3.4%
ALS - Seizures	19	3.0%
BLS - Abdominal Pain	18	2.9%
ALS - Syncope	17	2.7%
ALS - Abdominal Pain	15	2.4%
BLS - Overdose	14	2.2%
ALS - Hypotension	11	1.8%
ALS - Overdose	11	1.8%
ALS - Unresponsive Person	9	1.4%
Alarm - BLS Medical	8	1.3%
ALS - Hemorrhaging	8	1.3%
BLS - Hemorrhaging	8	1.3%
ALS - Unconscious Person	7	1.1%
BLS - Seizures	7	1.1%
ALS - Diabetic Emergency	6	1.0%
ALS - Injured Person	6	1.0%
EMS - Standby - Fire	6	1.0%
ALS - Cardiac/Resp Arrest	5	0.8%
Accident - ALS	4	0.6%
BLS - Assault w/Injury	4	0.6%
BLS - DOA	4	0.6%
Accident - Pedestrian	3	0.5%
ALS - Back Pain	3	0.5%
BLS - Back Pain	3	0.5%
BLS - Syncope	3	0.5%
ALS - Choking	2	0.3%
ALS - Emotional Disorder	2	0.3%
ALS - Exposure to Heat/Cold	2	0.3%
ALS - Maternity/Labor Pains	2	0.3%
BLS - Exposure to Heat/Cold	2	0.3%
EMS - Relocate	2	0.3%
Accident - Entrapment	1	0.2%
Accident - Involving Fire	1	0.2%
Alarm - Carbon Monoxide	1	0.2%
ALS - Allergic/Med Reaction	1	0.2%
ALS - Assault w/Injury	1	0.2%
ALS - Burns - Chemical	1	0.2%
ALS - Burns - Misc	1	0.2%
ALS - Burns - Scalding/Other	1	0.2%
ALS - Shooting	1	0.2%
BLS - Allergic/Med Reaction	1	0.2%
BLS - Burns - Misc	1	0.2%
BLS - Maternity/Labor Pain	1	0.2%
BLS - Unknown Nature	1	0.2%
Fire - Other Type Rescue	1	0.2%
	<b>623</b>	