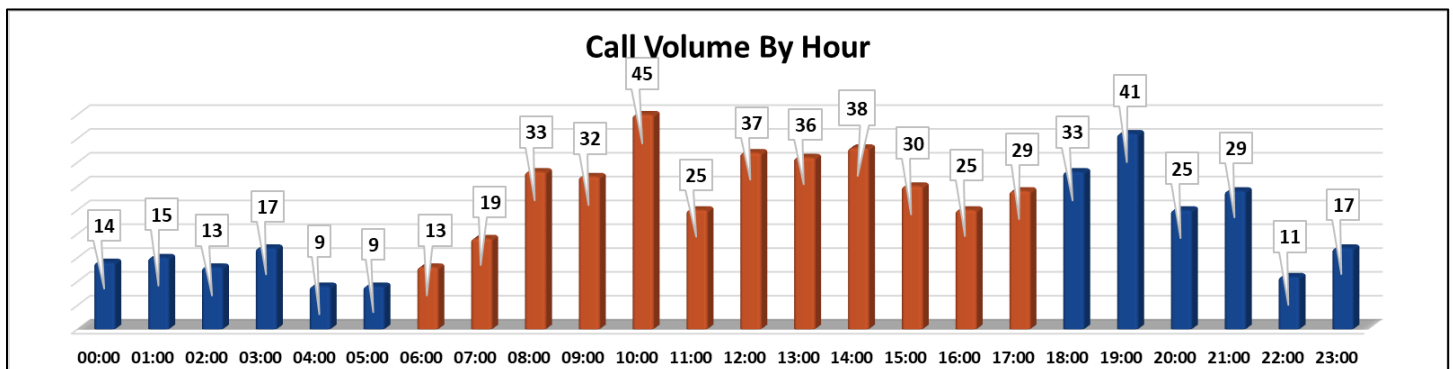
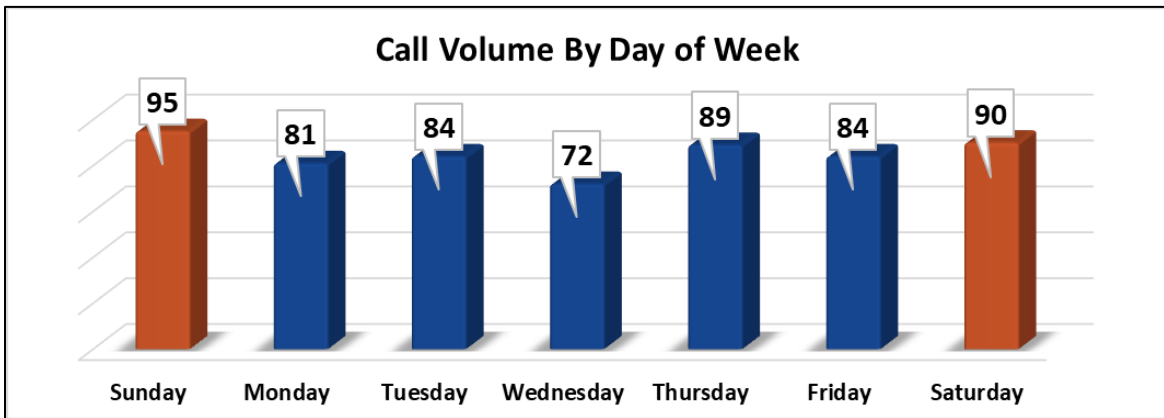
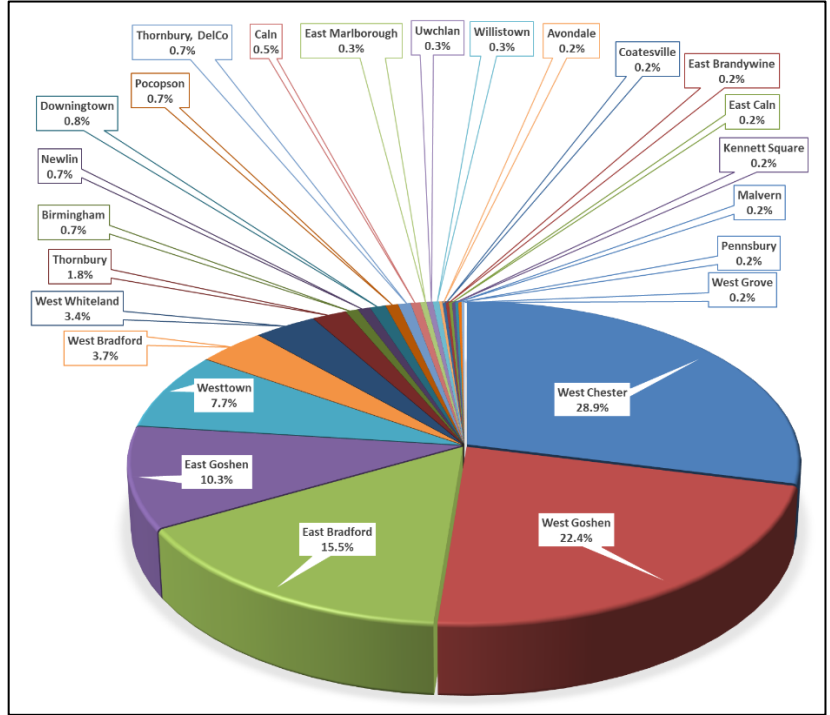




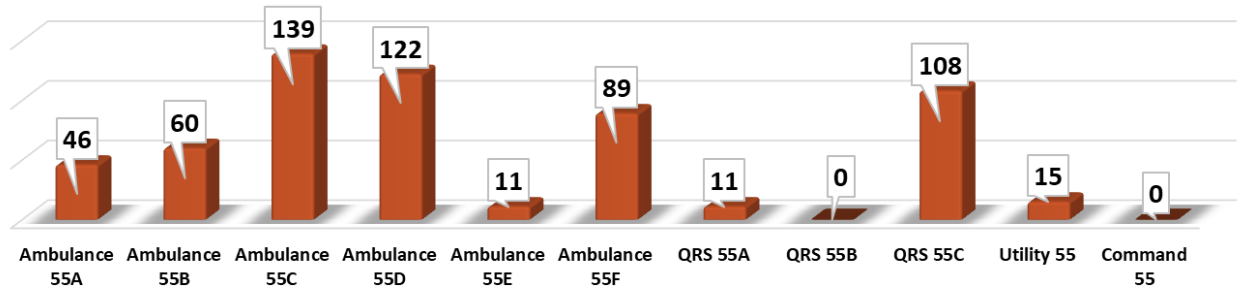
*June 2024*  
**OPERATIONS REPORT**

# CALL VOLUME

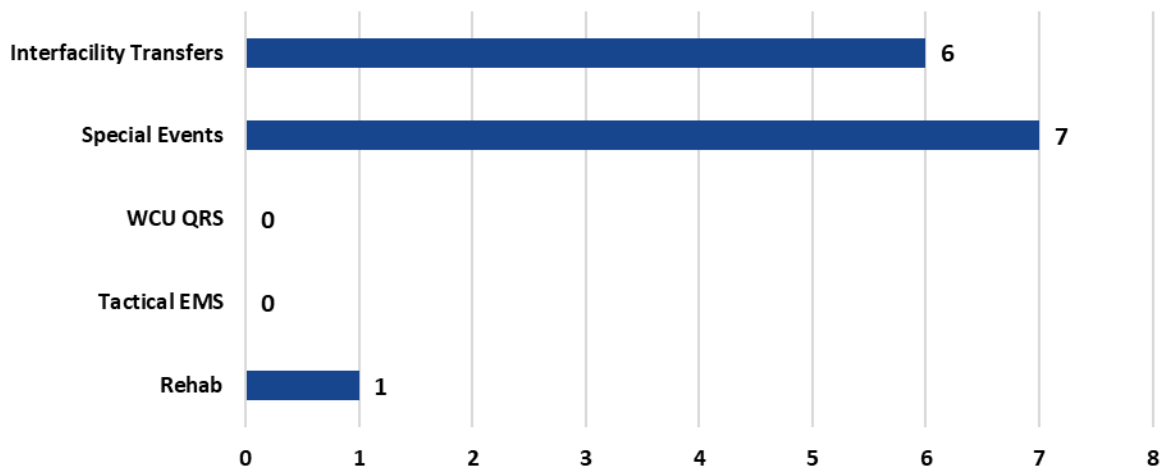
Municipality	Month	% of Calls	YTD
West Chester	172	28.9%	1033
West Goshen	133	22.4%	880
East Bradford	92	15.5%	500
East Goshen	61	10.3%	341
Westtown	46	7.7%	323
West Bradford	22	3.7%	154
West Whiteland	20	3.4%	155
Thornbury	11	1.8%	64
Birmingham	4	0.7%	38
Newlin	4	0.7%	27
Downingtown	5	0.8%	
Pocopson	4	0.7%	
Thornbury, DelCo	4	0.7%	
Caln	3	0.5%	
East Marlborough	2	0.3%	
Uwchlan	2	0.3%	
Willistown	2	0.3%	
Avondale	1	0.2%	
Coatesville	1	0.2%	
East Brandywine	1	0.2%	
East Caln	1	0.2%	
Kennett Square	1	0.2%	
Malvern	1	0.2%	
Pennsbury	1	0.2%	
West Grove	1	0.2%	
	<b>595</b>		



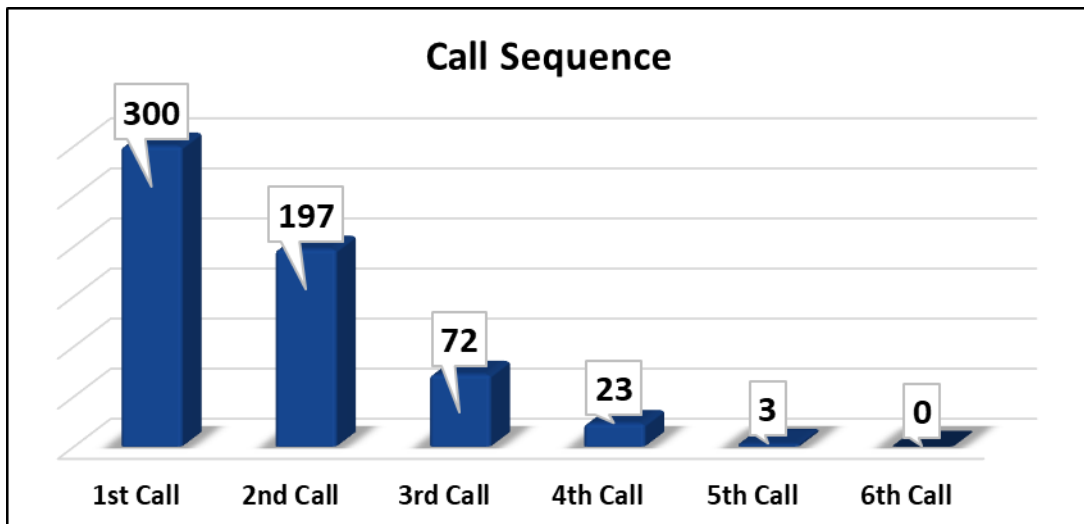
### Call Volume By Vehicle



### Interfacility Transports & Special Operations



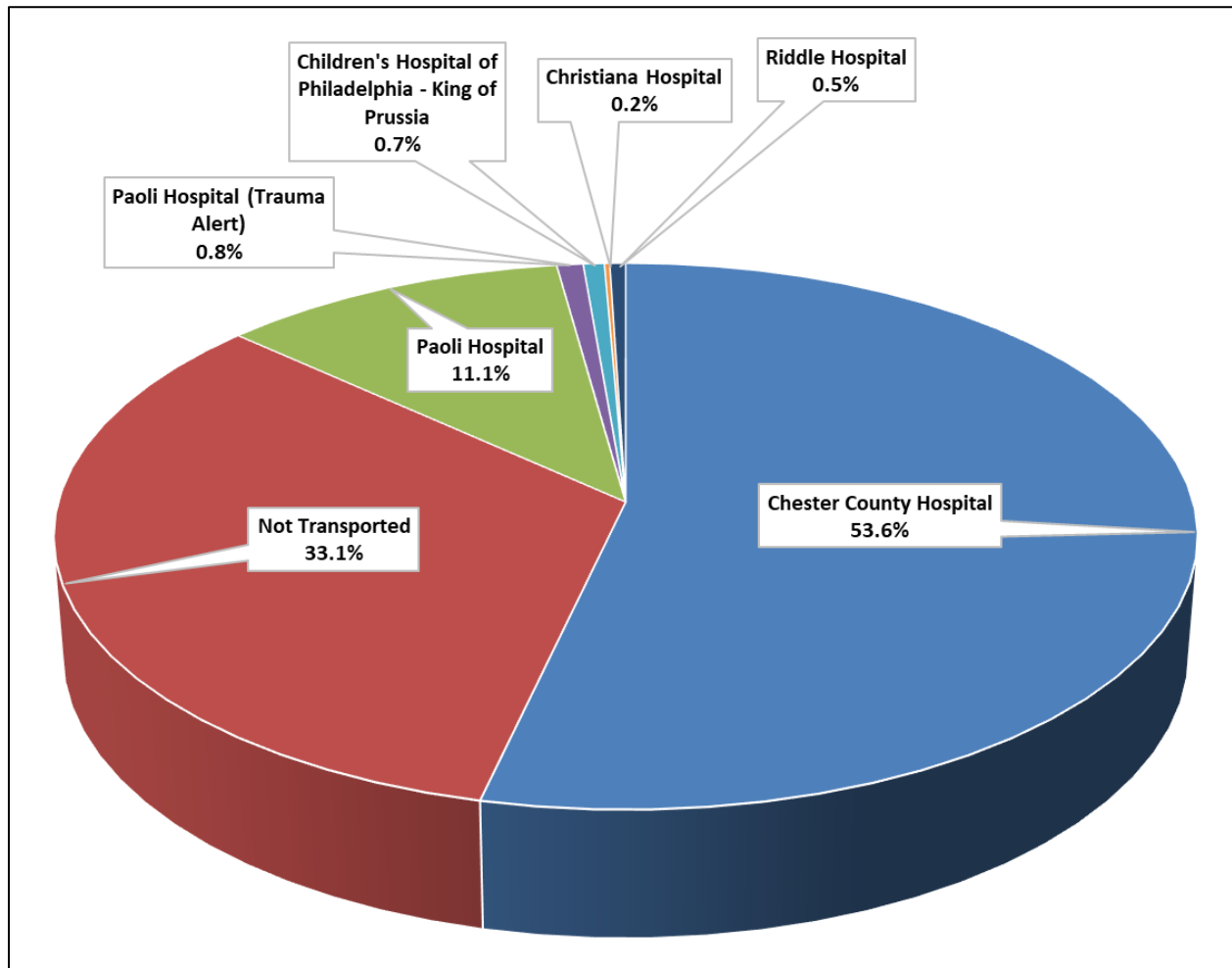
### Call Sequence



# HOSPITAL DESTINATION INFORMATION

Receiving Hospital	Total	%
Chester County Hospital	319	53.6%
Not Transported	197	33.1%
Paoli Hospital	66	11.1%
Paoli Hospital (Trauma Alert)	5	0.8%
Children's Hospital of Philadelphia - King of Prussia	4	0.7%
Christiana Hospital	1	0.2%
Riddle Hospital	3	0.5%
	<b>595</b>	
<b>Transported: 398 66.9%</b>		
<b>Not Transported: 197 33.1%</b>		
	<b>595</b>	

Non-Transport Breakdown	
Refusal	45
Recalled Enroute	46
Recalled On Scene	54
No Services	35
Lift Assist	10
DOA	2
Released to BLS	5
External ALS Assist	0
	<b>197</b>



# MISCELLANEOUS CALL INFORMATION

Average Times	
Dispatch To Enroute	01:20
Enroute To On Scene	06:57
On Scene Time	16:09
Transport Time	09:56
ER Wait Time	11:10
Dispatch To Available	48:50

Alcohol / Drug Suspicion		
	Total	%
Alcohol	29	4.9%
Alcohol and Drugs	10	1.7%
Drugs	7	1.2%
Total:	<b>46</b>	<b>7.7%</b>
Unknown / Unable to Determine	5	0.8%

Calls Covering Other Agencies	
Goshen Fire Co.	16
Minquas Fire Co.	12
Concordville Fire Co.	8
Longwood Fire Co.	8
Malvern Fire Co.	7
Uwchlan Ambulance	6
Southern Chester Co. EMS	1
Washington Hose Co.	1
Westwood Fire Co.	1
<b>Total</b>	<b>60</b>

Responses By Station	
Main Station (Station 55)	416
East Goshen (Station 155)	35
East Bradford (Station 255)	144
West Chester University (Station 355)	0

West Chester University Calls		
	Total	%
Total WCU Calls	7	1.2%
WCU Calls in West Chester	2	0.3%
WCU Calls in West Goshen	2	0.3%
WCU Calls in East Bradford	3	0.5%

Call Types		
BLS - Sick Person	84	14.1%
ALS - Respiratory Difficulty	78	13.1%
BLS - Fall / Lift Assist	54	9.1%
BLS - Emotional Disorder	30	5.0%
ALS - Heart Problems	29	4.9%
ALS - CVA/Stroke	28	4.7%
Accident - BLS	27	4.5%
ALS - Fall	22	3.7%
ALS - Syncope	21	3.5%
BLS - Injured Person	20	3.4%
ALS - Hypotension	15	2.5%
BLS - Abdominal Pain	12	2.0%
ALS - Abdominal Pain	11	1.8%
ALS - Diabetic Emergency	11	1.8%
ALS - Seizures	11	1.8%
ALS - Unresponsive Person	11	1.8%
BLS - Overdose	11	1.8%
ALS - Unconscious Person	10	1.7%
BLS - Hemorrhaging	10	1.7%
ALS - Overdose	9	1.5%
ALS - Hemorrhaging	8	1.3%
Accident - ALS	8	1.3%
ALS - Allergic/Med Reaction	6	1.0%
ALS - Injured Person	6	1.0%
EMS - Standby - Fire	6	1.0%
ALS - Exposure to Heat/Cold	5	0.8%
Alarm - BLS Medical	5	0.8%
BLS - Back Pain	5	0.8%
ALS - Cardiac/Resp Arrest	4	0.7%
ALS - Emotional Disorder	4	0.7%
ALS - Back Pain	3	0.5%
ALS - Choking	3	0.5%
BLS - Allergic/Med Reaction	3	0.5%
BLS - DOA	3	0.5%
EMS - Relocate	3	0.5%
BLS - Exposure to Heat/Cold	2	0.3%
BLS - Seizures	2	0.3%
BLS - Syncope	2	0.3%
Fire - Other Type Rescue	2	0.3%
Fire-CO Incident	2	0.3%
ALS - Poisoning	1	0.2%
ALS - Stabbing	1	0.2%
Accident - Entrapment	1	0.2%
Accident - Pedestrian	1	0.2%
BLS - Assault w/Injury	1	0.2%
BLS - Burns - Misc	1	0.2%
BLS - Burns - Scalding/Other	1	0.2%
BLS - Unknown Nature	1	0.2%
Fire - Water Rescue	1	0.2%
<b>Total</b>	<b>595</b>	