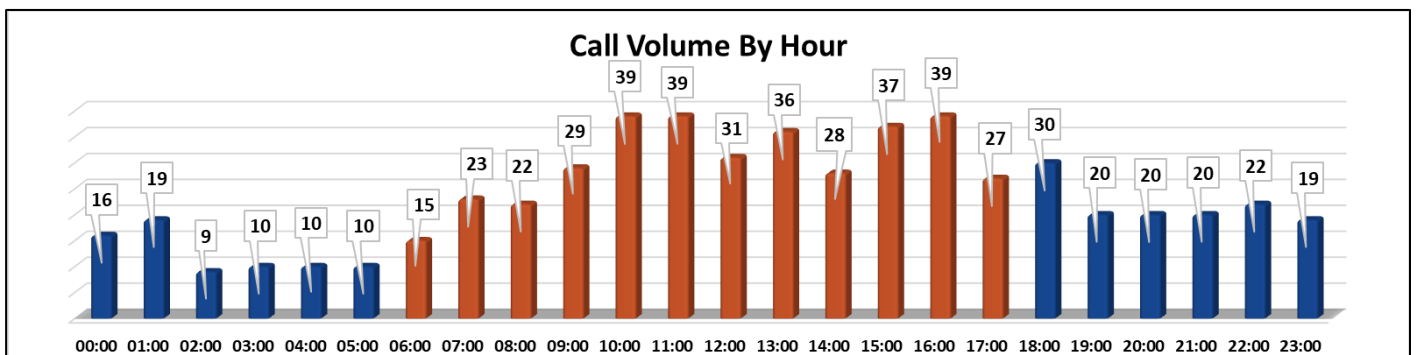
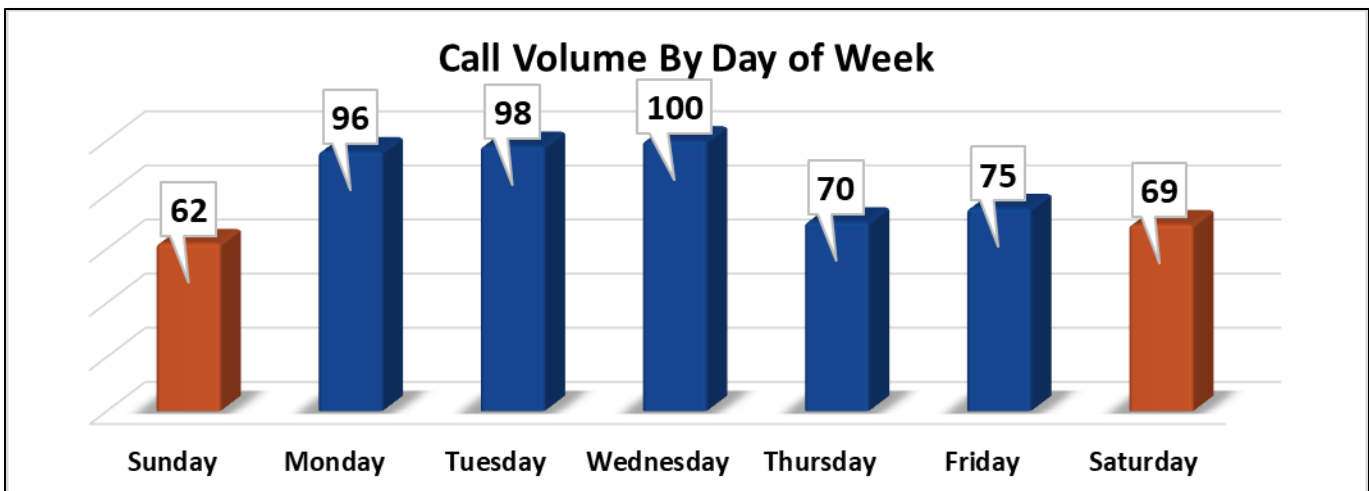
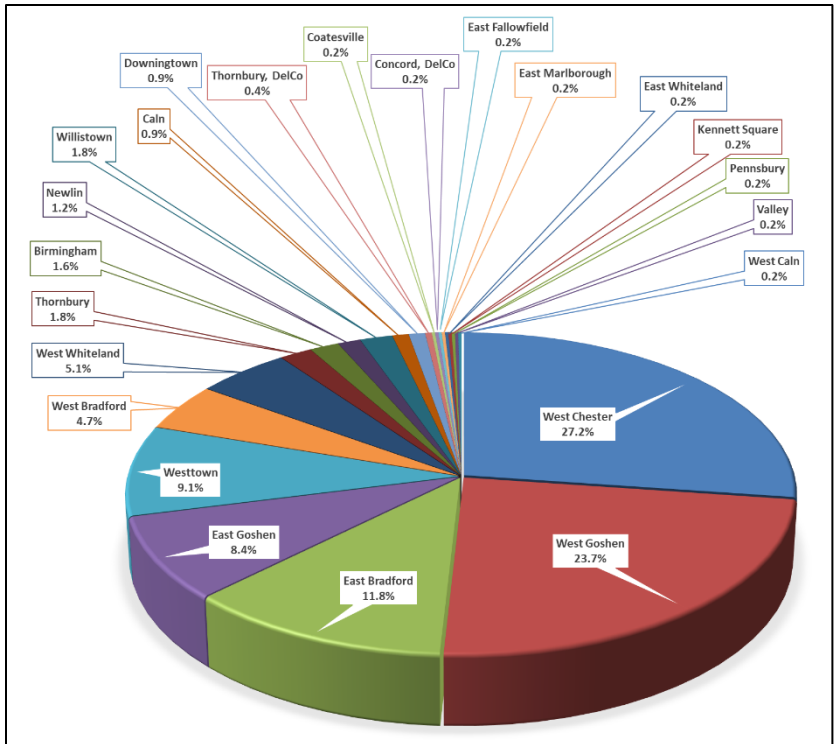




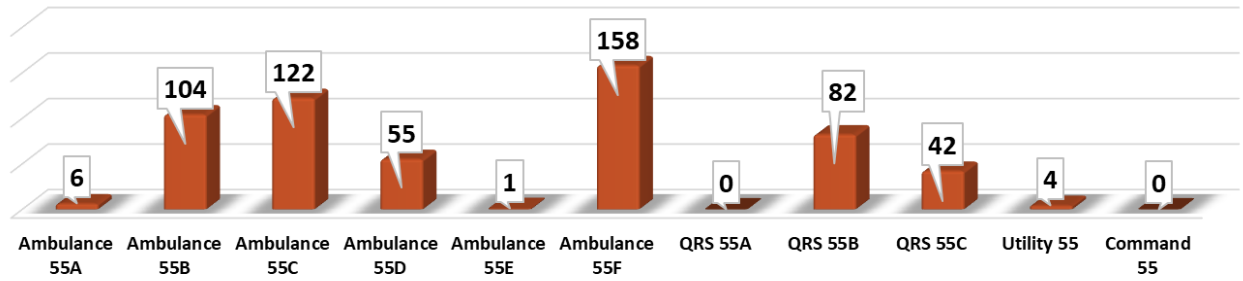
*July 2024*  
**OPERATIONS REPORT**

# CALL VOLUME

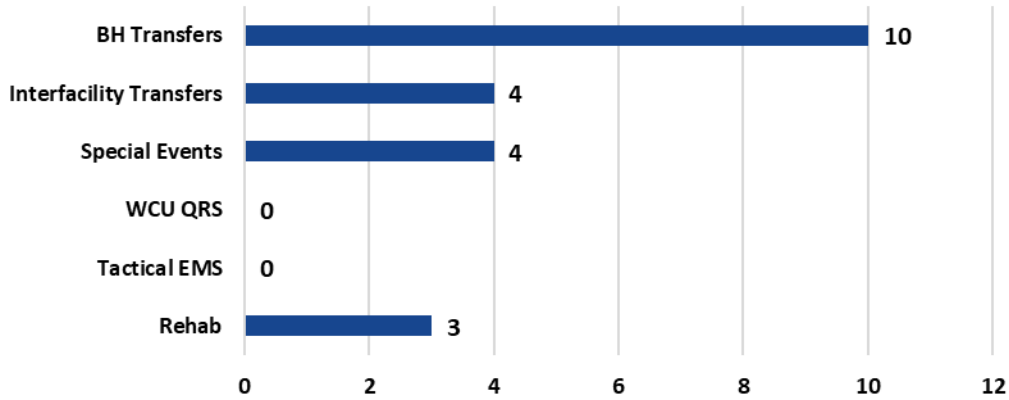
Municipality	Month % of Calls	YTD
West Chester	155	27.2% 1188
West Goshen	135	23.7% 1015
East Bradford	67	11.8% 567
East Goshen	48	8.4% 389
Westtown	52	9.1% 375
West Bradford	27	4.7% 181
West Whiteland	29	5.1% 184
Thornbury	10	1.8% 74
Birmingham	9	1.6% 47
Newlin	7	1.2% 34
Willistown	10	1.8%
Caln	5	0.9%
Downingtown	5	0.9%
Thornbury, Delco	2	0.4%
Coatesville	1	0.2%
Concord, Delco	1	0.2%
East Fallowfield	1	0.2%
East Marlborough	1	0.2%
East Whiteland	1	0.2%
Kennett Square	1	0.2%
Pennsbury	1	0.2%
Valley	1	0.2%
West Caln	1	0.2%
	<b>570</b>	



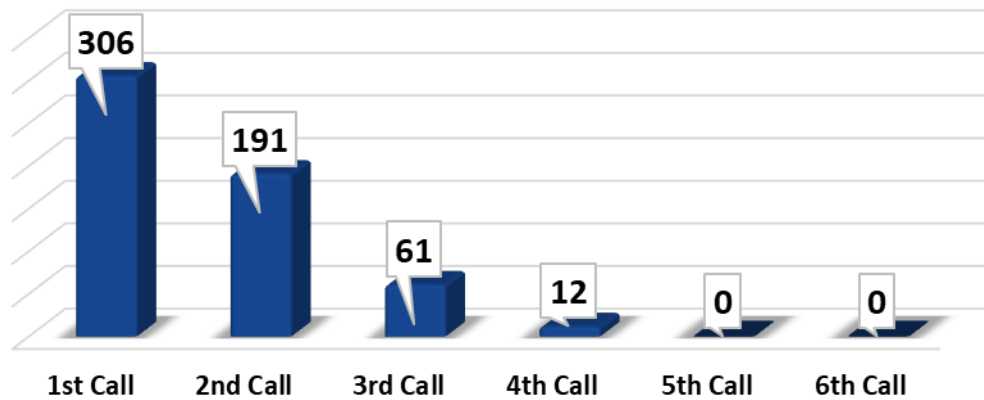
### Call Volume By Vehicle



### Interfacility Transports & Special Operations



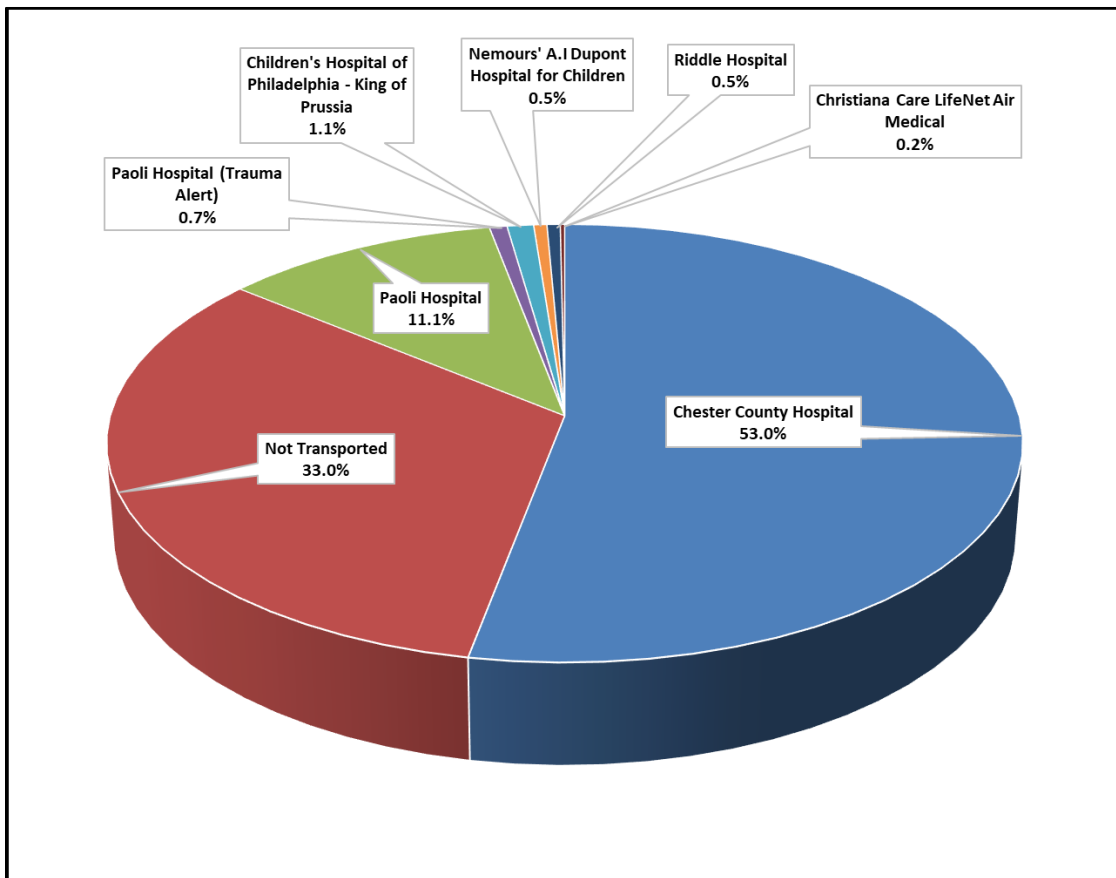
### Call Sequence



# HOSPITAL DESTINATION INFORMATION

Receiving Hospital	Total	%
Chester County Hospital	302	53.0%
Not Transported	188	33.0%
Paoli Hospital	63	11.1%
Paoli Hospital (Trauma Alert)	4	0.7%
Children's Hospital of Philadelphia - King of Prussia	6	1.1%
Nemours' A.I Dupont Hospital for Children	3	0.5%
Riddle Hospital	3	0.5%
Christiana Care LifeNet Air Medical	1	0.2%
	<b>570</b>	
	<b>Transported: 382</b>	<b>67.0%</b>
	<b>Not Transported: 188</b>	<b>33.0%</b>
	<b>570</b>	

Non-Transport Breakdown	
Refusal	48
Recalled Enroute	35
Recalled On Scene	47
No Services	35
Lift Assist	11
DOA	5
Released to BLS	7
External ALS Assist	0
	<b>188</b>



# MISCELLANEOUS CALL INFORMATION

Average Times	
Dispatch To Enroute	01:19
Enroute To On Scene	07:06
On Scene Time	15:10
Transport Time	10:20
ER Wait Time	10:05
Dispatch To Available	48:42

Alcohol / Drug Suspicion		
	Total	%
Alcohol	27	4.7%
Alcohol and Drugs	3	0.5%
Drugs	5	0.9%
Total:	<b>35</b>	<b>6.1%</b>
Unknown / Unable to Determine	7	1.2%

Calls Covering Other Agencies	
Uwchlan Ambulance	17
Minquas Fire Co.	15
Goshen Fire Co.	13
Malvern Fire Co.	13
Concordville Fire Co.	4
Longwood Fire Co.	4
Westwood Fire Co.	3
Riddle EMS	1
Washington Hose Co.	1
	<b>71</b>

Responses By Station	
Main Station (Station 55)	382
East Goshen (Station 155)	50
East Bradford (Station 255)	138
West Chester University (Station 355)	0

West Chester University Calls		
	Total	%
Total WCU Calls	6	1.1%
WCU Calls in West Chester	4	0.7%
WCU Calls in West Goshen	0	0.0%
WCU Calls in East Bradford	2	0.4%

Call Types		
ALS - Respiratory Difficulty	88	15.4%
BLS - Sick Person	72	12.6%
BLS - Fall / Lift Assist	51	8.9%
BLS - Emotional Disorder	32	5.6%
ALS - Heart Problems	24	4.2%
ALS - CVA/Stroke	22	3.9%
Accident - BLS	22	3.9%
BLS - Injured Person	20	3.5%
ALS - Syncope	19	3.3%
ALS - Fall	17	3.0%
BLS - Overdose	14	2.5%
ALS - Abdominal Pain	13	2.3%
ALS - Unconscious Person	12	2.1%
BLS - Abdominal Pain	12	2.1%
ALS - Hypotension	11	1.9%
ALS - Seizures	10	1.8%
Alarm - BLS Medical	10	1.8%
ALS - Injured Person	9	1.6%
ALS - Unresponsive Person	9	1.6%
ALS - Diabetic Emergency	8	1.4%
ALS - Hemorrhaging	7	1.2%
BLS - Back Pain	7	1.2%
BLS - Hemorrhaging	7	1.2%
ALS - Exposure to Heat/Cold	6	1.1%
BLS - Maternity/Labor Pain	6	1.1%
ALS - Overdose	5	0.9%
EMS - Standby - Fire	5	0.9%
ALS - Allergic/Med Reaction	4	0.7%
Accident - ALS	4	0.7%
BLS - Syncope	4	0.7%
Fire - Other Type Rescue	4	0.7%
ALS - Cardiac/Resp Arrest	3	0.5%
ALS - Emotional Disorder	3	0.5%
BLS - DOA	3	0.5%
BLS - Exposure to Heat/Cold	3	0.5%
BLS - Seizures	3	0.5%
BLS - Unknown Nature	3	0.5%
ALS - Assault w/Injury	2	0.4%
ALS - Back Pain	2	0.4%
BLS - Allergic/Med Reaction	2	0.4%
BLS - Assault w/Injury	2	0.4%
ALS - Choking	1	0.2%
ALS - Maternity/Labor Pains	1	0.2%
ALS - Shooting	1	0.2%
ALS - Stabbing	1	0.2%
Accident - Aircraft	1	0.2%
Accident - Pedestrian	1	0.2%
Accident-Structure	1	0.2%
Alarm - Carbon Monoxide	1	0.2%
BLS - Burns - Scalding/Other	1	0.2%
Fire-CO Incident	1	0.2%
	<b>570</b>	