

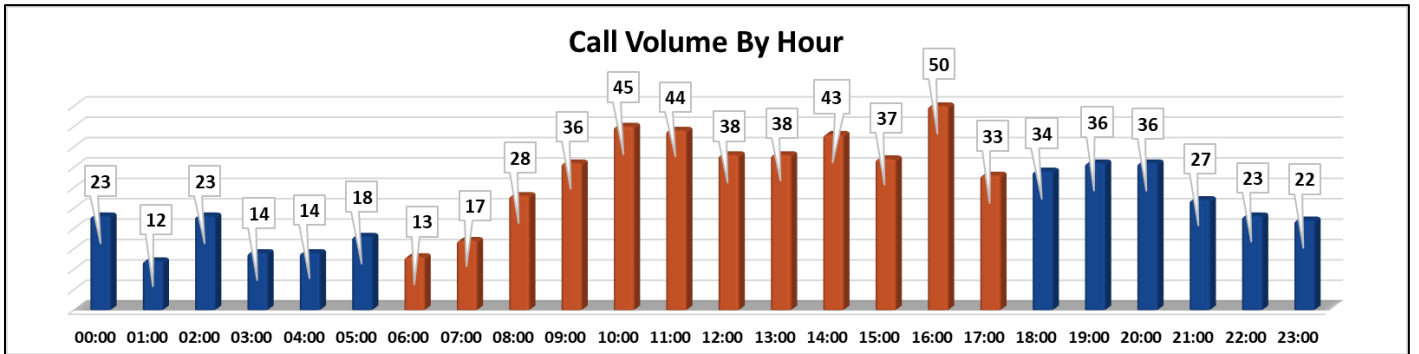
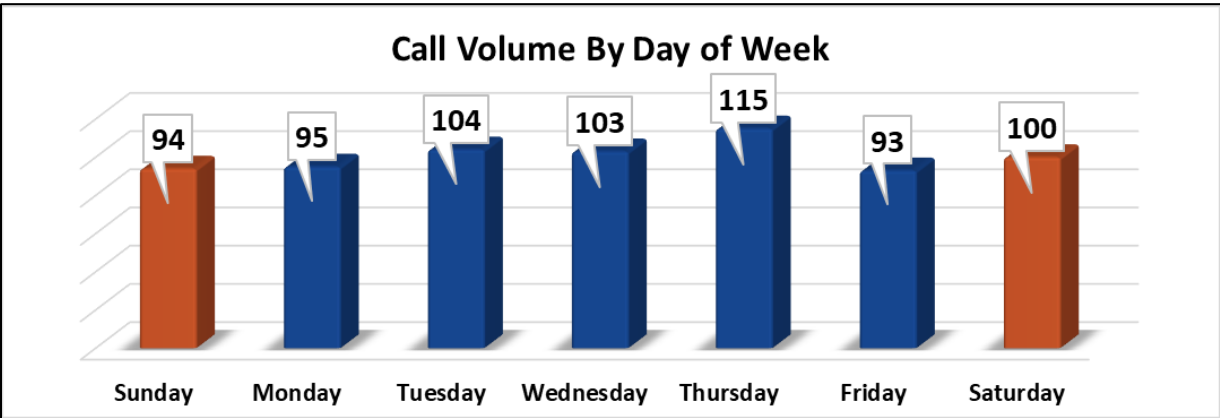
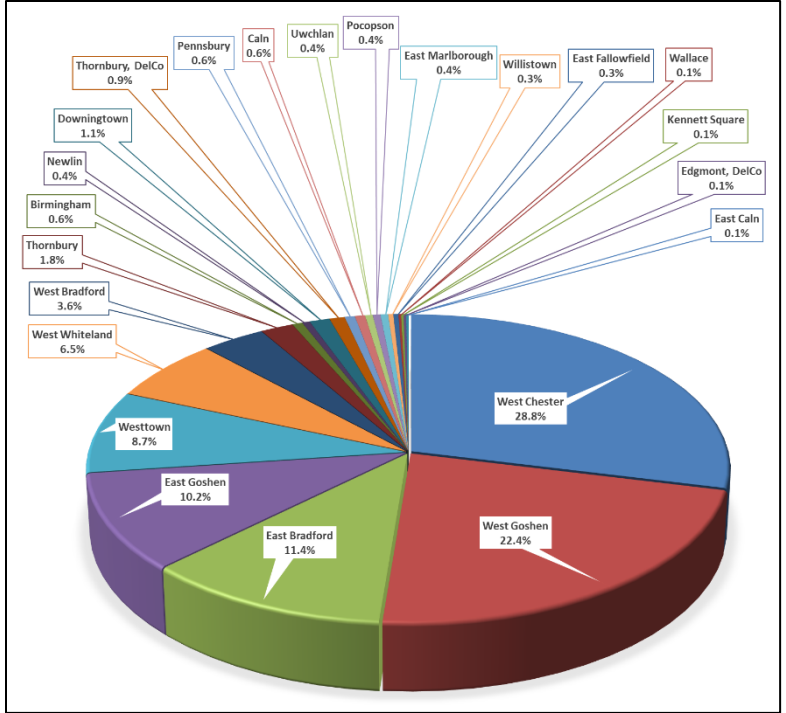


October 2024

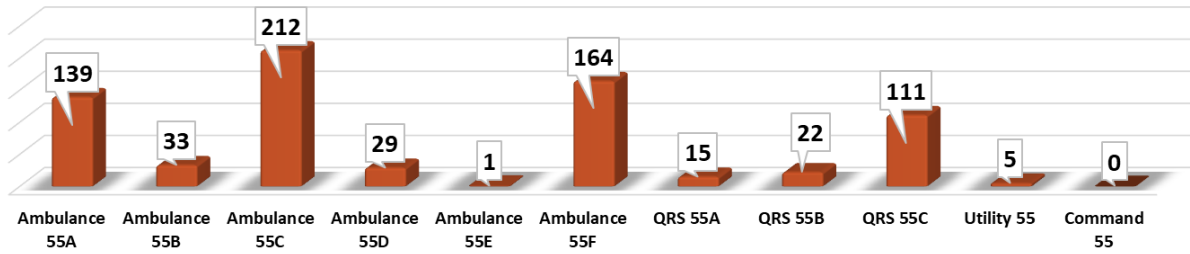
OPERATIONS REPORT

CALL VOLUME

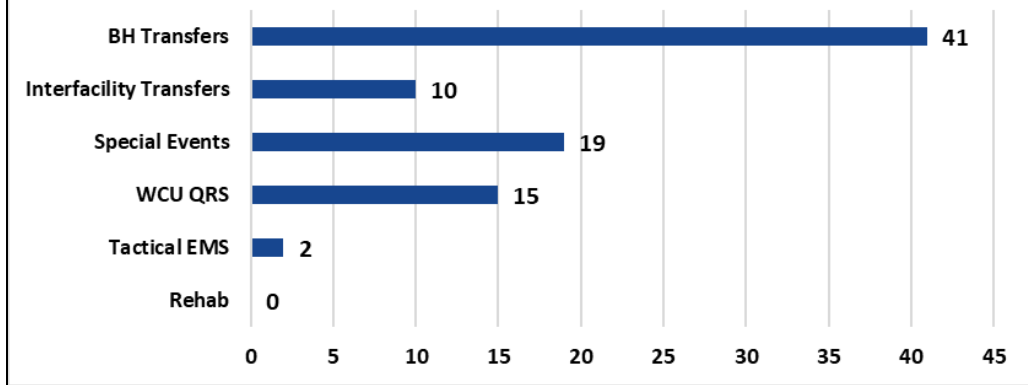
Municipality	Month % of Calls	YTD
West Chester	203	28.8% 1754
West Goshen	158	22.4% 1450
East Bradford	80	11.4% 787
East Goshen	72	10.2% 584
Westtown	61	8.7% 536
West Whiteland	46	6.5% 278
West Bradford	25	3.6% 279
Thornbury	13	1.8% 110
Birmingham	4	0.6% 60
Newlin	3	0.4% 39
Downingtown	8	1.1%
Thornbury, DelCo	6	0.9%
Pennsbury	4	0.6%
Caln	4	0.6%
Uwchlan	3	0.4%
Pocopson	3	0.4%
East Marlborough	3	0.4%
Willistown	2	0.3%
East Fallowfield	2	0.3%
Wallace	1	0.1%
Kennett Square	1	0.1%
Edgmont, DelCo	1	0.1%
East Caln	1	0.1%
704		



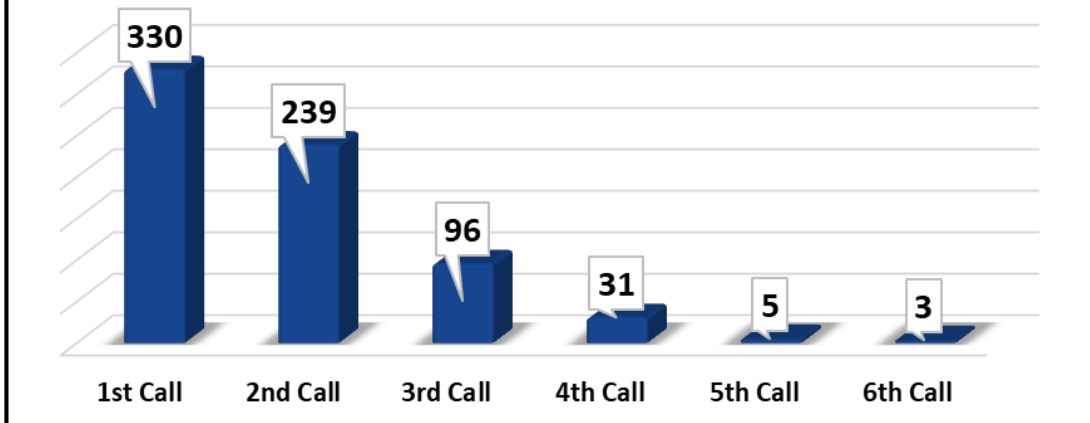
Call Volume By Vehicle



Interfacility Transports & Special Operations



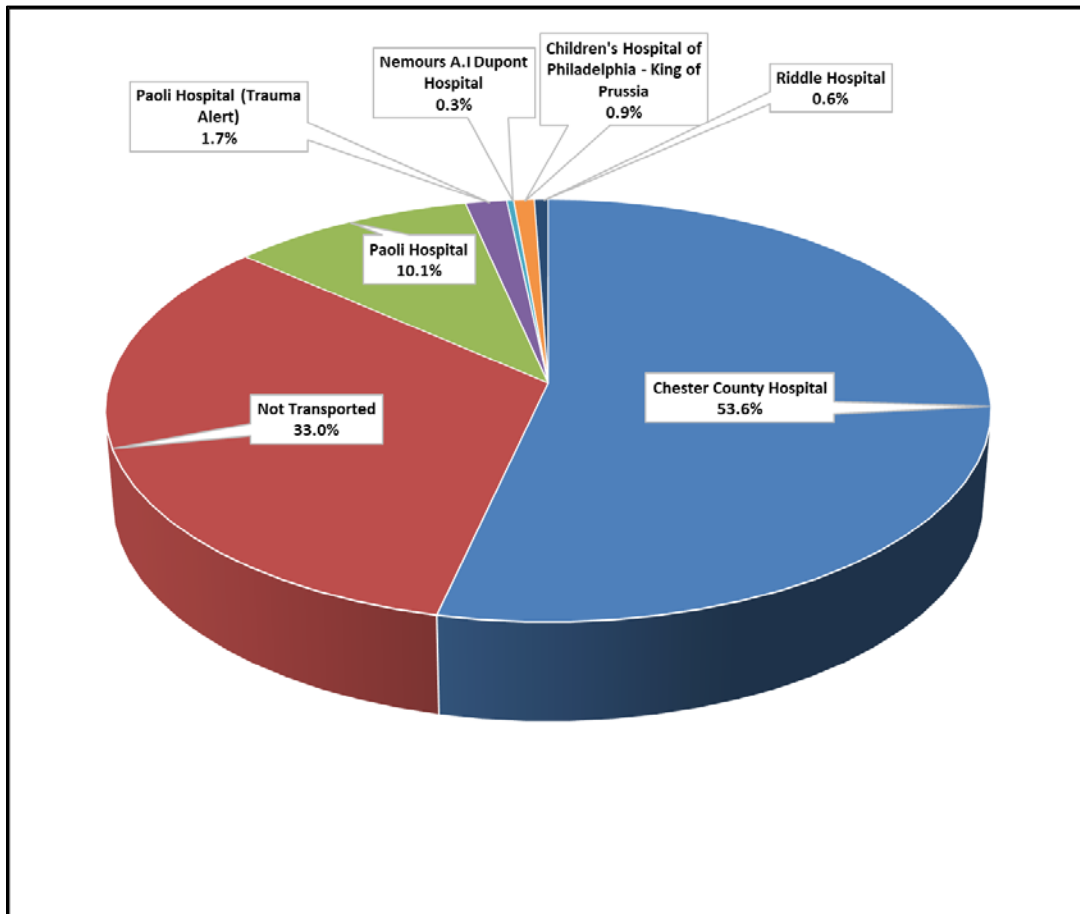
Call Sequence



HOSPITAL DESTINATION INFORMATION

Receiving Hospital	Total	%
Chester County Hospital	377	53.6%
Not Transported	232	33.0%
Paoli Hospital	71	10.1%
Paoli Hospital (Trauma Alert)	12	1.7%
Nemours A.I Dupont Hospital	2	0.3%
Children's Hospital of Philadelphia - King of Prussia	6	0.9%
Riddle Hospital	4	0.6%
	704	
	Transported: 472	67.0%
	Not Transported: 232	33.0%
	704	

Non-Transport Breakdown	
Refusal	55
Recalled Enroute	50
Recalled On Scene	62
No Services	45
Lift Assist	11
DOA	7
Released to BLS	2
External ALS Assist	0
	232



MISCELLANEOUS CALL INFORMATION

Average Times	
Dispatch To Enroute	01:16
Enroute To On Scene	07:18
On Scene Time	16:10
Transport Time	10:45
ER Wait Time	10:32
Dispatch To Available	47:43

Alcohol / Drug Suspicion		
	Total	%
Alcohol	46	6.5%
Alcohol and Drugs	12	1.7%
Drugs	9	1.3%
Total:	67	9.5%
Unknown / Unable to Determine	9	1.3%

Calls Covering Other Agencies	
Goshen Fire Co.	24
Uwchlan Ambulance	17
Minquas Fire Co.	16
Malvern Fire Co.	12
Longwood Fire Co.	11
Concordville Fire Co.	8
Westwood Fire Co.	2
Modena Fire Co.	1
Riddle Hosp. EMS	1
	92

Responses By Station	
Main Station (Station 55)	482
East Goshen (Station 155)	50
East Bradford (Station 255)	161
West Chester University (Station 355)	26

West Chester University Calls		
	Total	%
Total WCU Calls	36	5.1%
WCU Calls in West Chester	27	3.8%
WCU Calls in West Goshen	7	1.0%
WCU Calls in East Bradford	2	0.3%

Call Types		
BLS - Sick Person	97	13.8%
ALS - Respiratory Difficulty	93	13.2%
BLS - Fall / Lift Assist	66	9.4%
Accident - BLS	37	5.3%
BLS - Injured Person	32	4.5%
ALS - Heart Problems	31	4.4%
ALS - Fall	29	4.1%
BLS - Emotional Disorder	27	3.8%
ALS - Syncope	25	3.6%
BLS - Overdose	23	3.3%
BLS - Abdominal Pain	19	2.7%
ALS - Unconscious Person	19	2.7%
ALS - CVA/Stroke	18	2.6%
Alarm - BLS Medical	15	2.1%
ALS - Unresponsive Person	15	2.1%
ALS - Abdominal Pain	15	2.1%
ALS - Seizures	14	2.0%
ALS - Hemorrhaging	11	1.6%
BLS - Syncope	9	1.3%
ALS - Injured Person	9	1.3%
BLS - Back Pain	8	1.1%
ALS - Hypotension	8	1.1%
EMS - Standby - Fire	7	1.0%
BLS - Seizures	6	0.9%
BLS - Allergic/Med Reaction	6	0.9%
BLS - Unknown Nature	5	0.7%
BLS - DOA	5	0.7%
BLS - Assault w/Injury	5	0.7%
ALS - Overdose	5	0.7%
ALS - Diabetic Emergency	5	0.7%
ALS - Allergic/Med Reaction	5	0.7%
BLS - Hemorrhaging	4	0.6%
Accident - ALS	4	0.6%
ALS - Cardiac/Resp Arrest	4	0.6%
Fire - Other Type Rescue	2	0.3%
BLS - Maternity/Labor Pain	2	0.3%
Accident - Pedestrian	2	0.3%
Accident - Involving Fire	2	0.3%
Accident - Entrapment	2	0.3%
ALS - Stabbing	2	0.3%
ALS - Emotional Disorder	2	0.3%
Fire-CO Incident	1	0.1%
Fire - Water Rescue	1	0.1%
Fire - Hazmat	1	0.1%
EMS - Relocate	1	0.1%
BLS - Exposure to Heat/Cold	1	0.1%
Accident-Structure	1	0.1%
ALS - Shooting	1	0.1%
ALS - Burns - Misc	1	0.1%
ALS - Back Pain	1	0.1%
	704	