

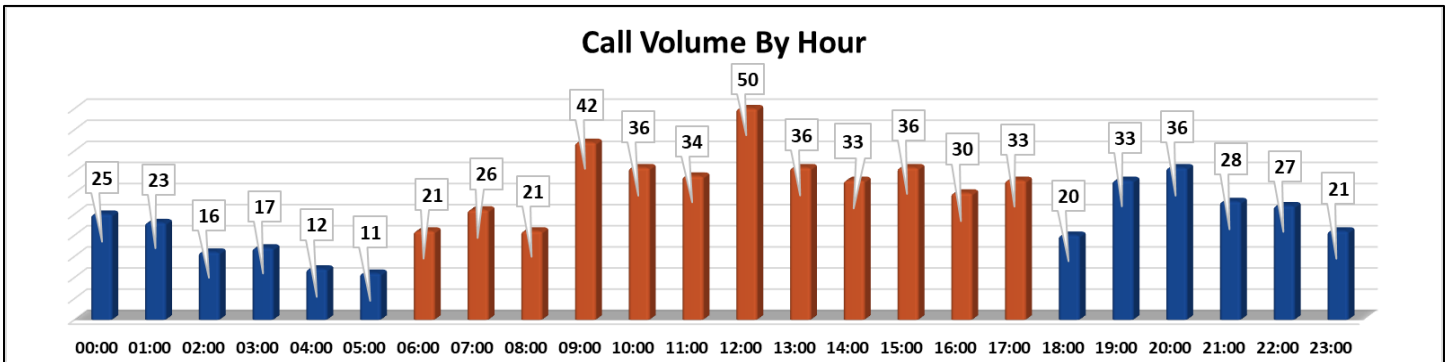
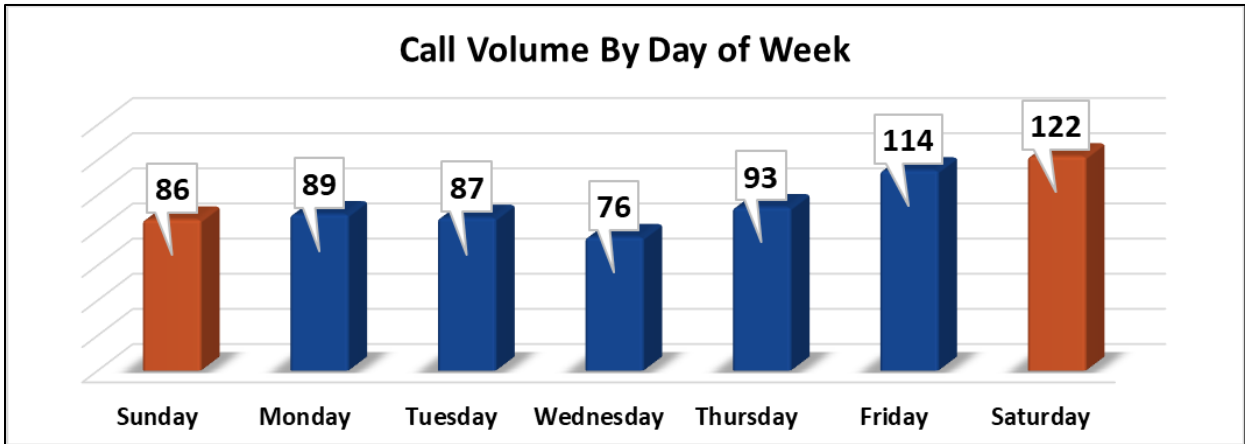
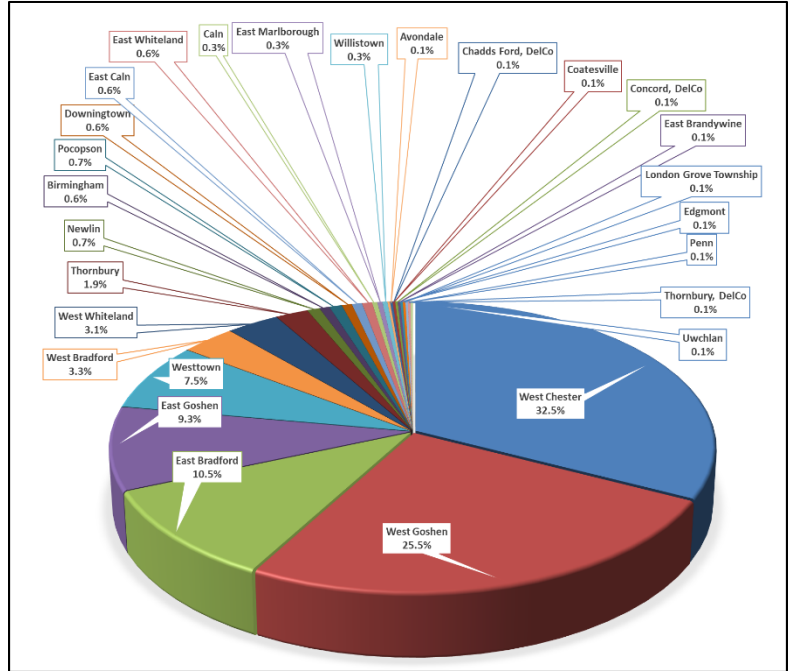


November 2024

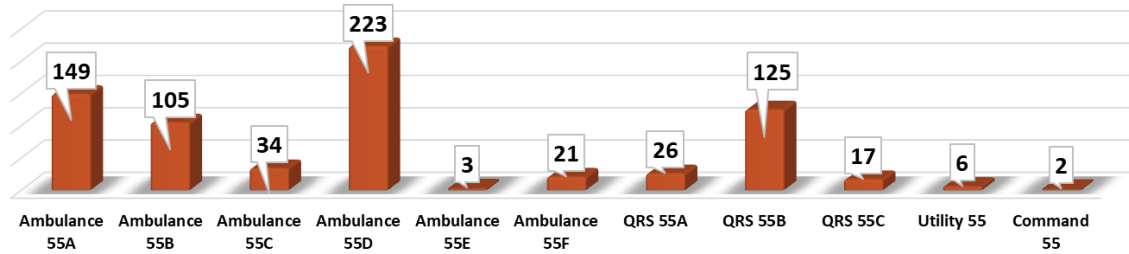
OPERATIONS REPORT

CALL VOLUME

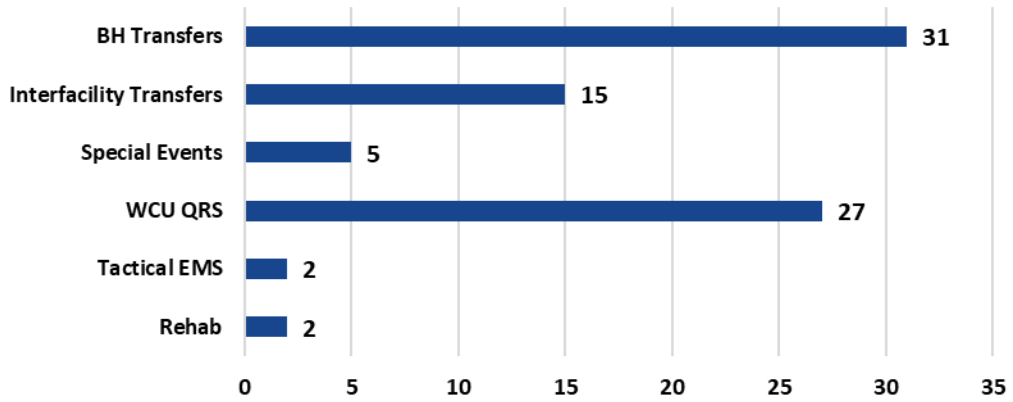
Municipality	Month	% of Calls	YTD
West Chester	217	32.5%	1971
West Goshen	170	25.5%	1620
East Bradford	70	10.5%	857
East Goshen	62	9.3%	646
Westtown	50	7.5%	586
West Bradford	22	3.3%	301
West Whiteland	21	3.1%	299
Thornbury	13	1.9%	123
Newlin	5	0.7%	44
Birmingham	4	0.6%	64
Pocopson	5	0.7%	
Downingtown	4	0.6%	
East Caln	4	0.6%	
East Whiteland	4	0.6%	
Caln	2	0.3%	
East Marlborough	2	0.3%	
Willistown	2	0.3%	
Avondale	1	0.1%	
Chadds Ford, DelCo	1	0.1%	
Coatesville	1	0.1%	
Concord, DelCo	1	0.1%	
East Brandywine	1	0.1%	
Edgmont	1	0.1%	
London Grove Township	1	0.1%	
Penn	1	0.1%	
Thornbury, DelCo	1	0.1%	
Uwchlan	1	0.1%	
	667		



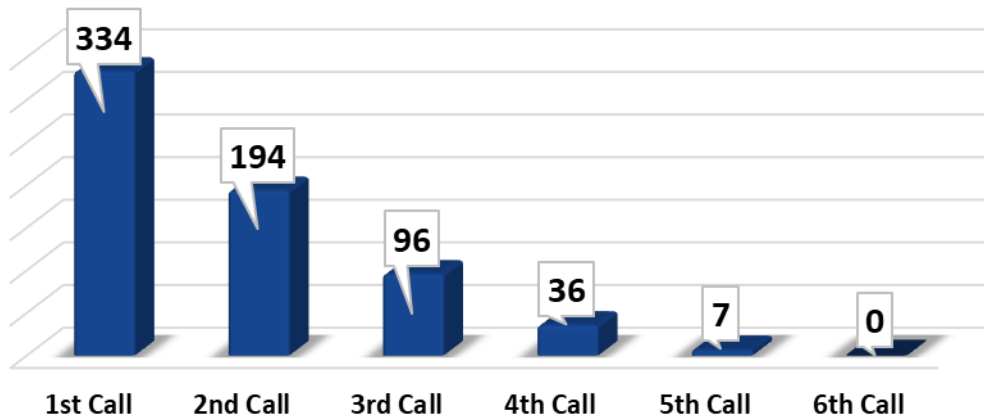
Call Volume By Vehicle



Interfacility Transports & Special Operations



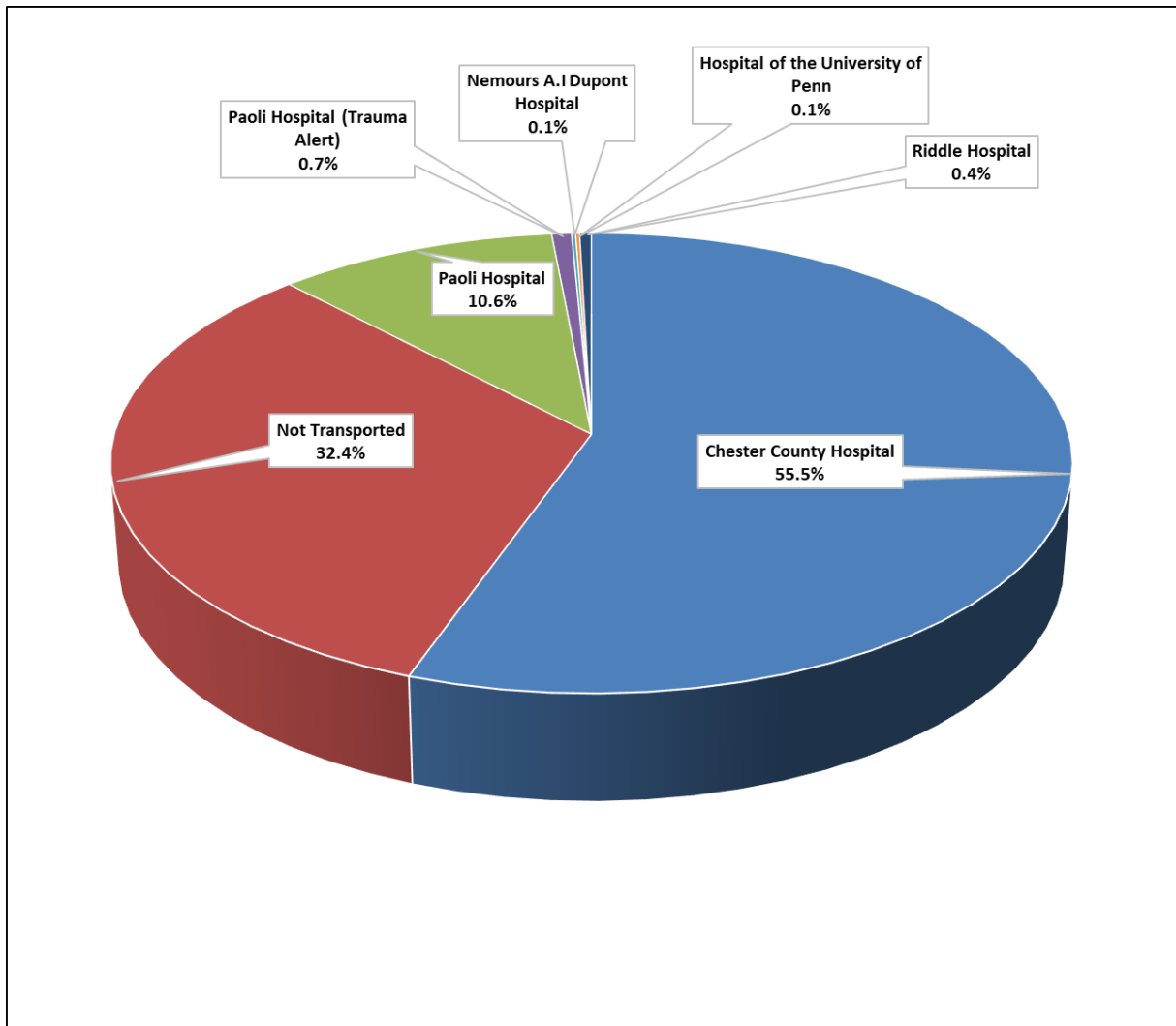
Call Sequence



HOSPITAL DESTINATION INFORMATION

Receiving Hospital	Total	%
Chester County Hospital	370	55.5%
Not Transported	216	32.4%
Paoli Hospital	71	10.6%
Paoli Hospital (Trauma Alert)	5	0.7%
Nemours A.I Dupont Hospital	1	0.1%
Hospital of the University of Penn	1	0.1%
Riddle Hospital	3	0.4%
	667	
Transported:		451 67.6%
Not Transported:		216 32.4%
	667	

Non-Transport Breakdown	
Refusal	49
Recalled Enroute	45
Recalled On Scene	69
No Services	31
Lift Assist	9
DOA	6
Treated, Tranferred Care	1
Released to BLS	6
External ALS Assist	0
	216



MISCELLANEOUS CALL INFORMATION

Average Times	
Dispatch To Enroute	01:22
Enroute To On Scene	06:59
On Scene Time	19:11
Transport Time	09:56
ER Wait Time	11:49
Dispatch To Available	50:05

Alcohol / Drug Suspicion		
	Total	%
Alcohol	63	9.4%
Alcohol and Drugs	7	1.0%
Drugs	11	1.6%
Total:	81	12.1%
Unknown / Unable to Determine	11	1.6%

Calls Covering Other Agencies	
Goshen Fire Co.	16
Uwchlan Ambulance	10
Minquas Fire Co.	12
Malvern Fire Co.	7
Longwood Fire Co.	7
Concordville Fire Co.	4
Westwood Fire Co.	2
Southern Chester Co. EMS	2
Washington Hose Co.	1
East Whiteland Fire Co.	2
Riddle Hosp. EMS	1
	64

Responses By Station	
Main Station (Station 55)	515
East Goshen (Station 155)	33
East Bradford (Station 255)	143
West Chester University (Station 355)	28

West Chester University Calls		
	Total	%
Total WCU Calls	26	3.9%
WCU Calls in West Chester	25	3.7%
WCU Calls in West Goshen	0	0.0%
WCU Calls in East Bradford	1	0.1%

Call Types		
BLS - Sick Person	97	14.5%
ALS - Respiratory Difficulty	92	13.8%
BLS - Fall / Lift Assist	59	8.8%
BLS - Emotional Disorder	36	5.4%
BLS - Overdose	32	4.8%
ALS - Heart Problems	31	4.6%
ALS - CVA/Stroke	26	3.9%
ALS - Syncope	25	3.7%
BLS - Injured Person	21	3.1%
Accident - BLS	17	2.5%
ALS - Abdominal Pain	17	2.5%
EMS - Standby - Fire	16	2.4%
ALS - Fall	15	2.2%
ALS - Unconscious Person	15	2.2%
ALS - Diabetic Emergency	13	1.9%
ALS - Unresponsive Person	13	1.9%
BLS - Abdominal Pain	12	1.8%
ALS - Overdose	11	1.6%
ALS - Hypotension	10	1.5%
BLS - Hemorrhaging	10	1.5%
Alarm - BLS Medical	9	1.3%
ALS - Hemorrhaging	9	1.3%
ALS - Injured Person	8	1.2%
BLS - Seizures	8	1.2%
ALS - Seizures	7	1.0%
BLS - Assault w/Injury	7	1.0%
BLS - Syncope	6	0.9%
ALS - Cardiac/Resp Arrest	5	0.7%
Accident - ALS	4	0.6%
ALS - Emotional Disorder	4	0.6%
BLS - DOA	4	0.6%
Accident - Pedestrian	3	0.4%
ALS - Allergic/Med Reaction	3	0.4%
ALS - Back Pain	3	0.4%
BLS - Back Pain	3	0.4%
BLS - Unknown Nature	3	0.4%
Fire - Other Type Rescue	3	0.4%
Accident - Entrapment	2	0.3%
Accident-Structure	1	0.1%
ALS - Choking	1	0.1%
ALS - Stabbing	1	0.1%
BLS - Allergic/Med Reaction	1	0.1%
BLS - Maternity/Labor Pain	1	0.1%
EMS - Relocate	1	0.1%
EMS - Standby - Police	1	0.1%
Fire-CO Incident	1	0.1%
	667	