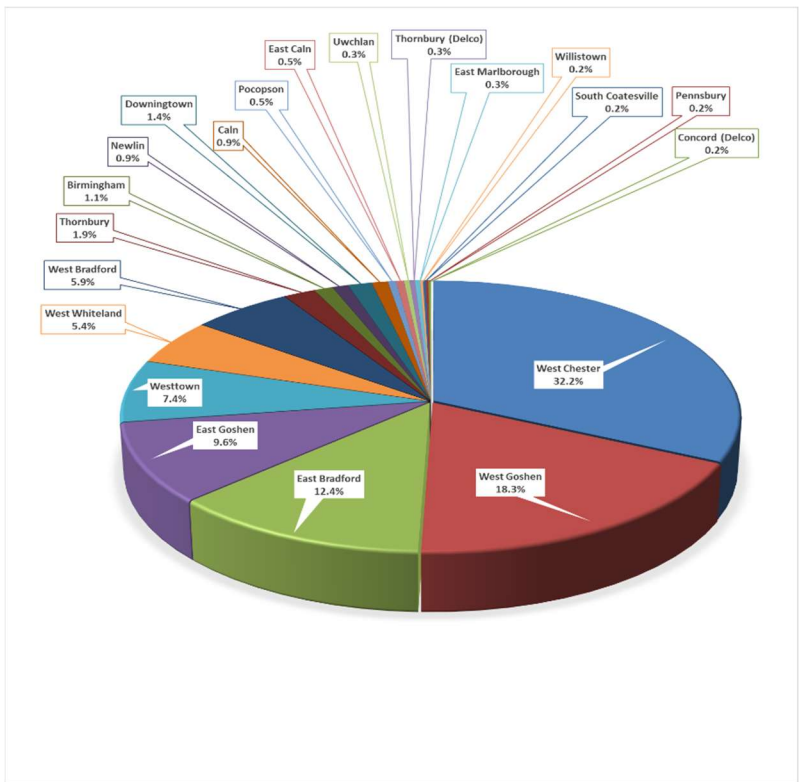




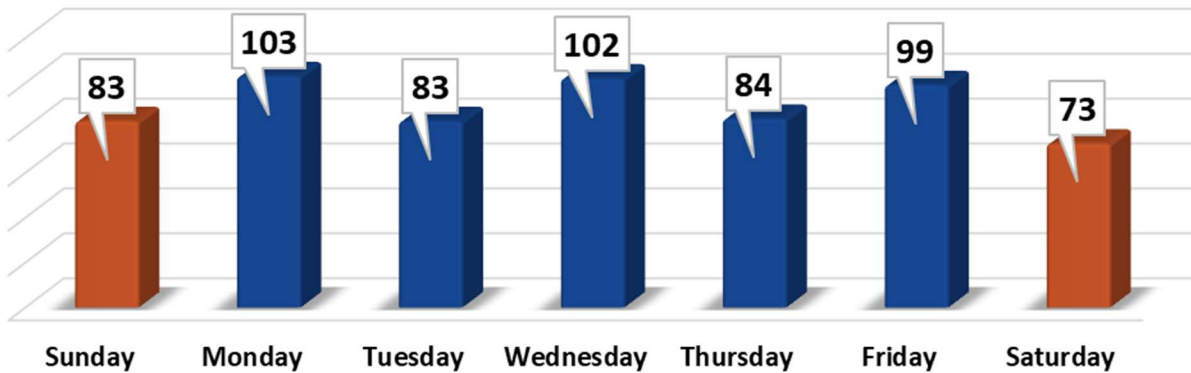
March 2025
OPERATIONS REPORT

CALL VOLUME

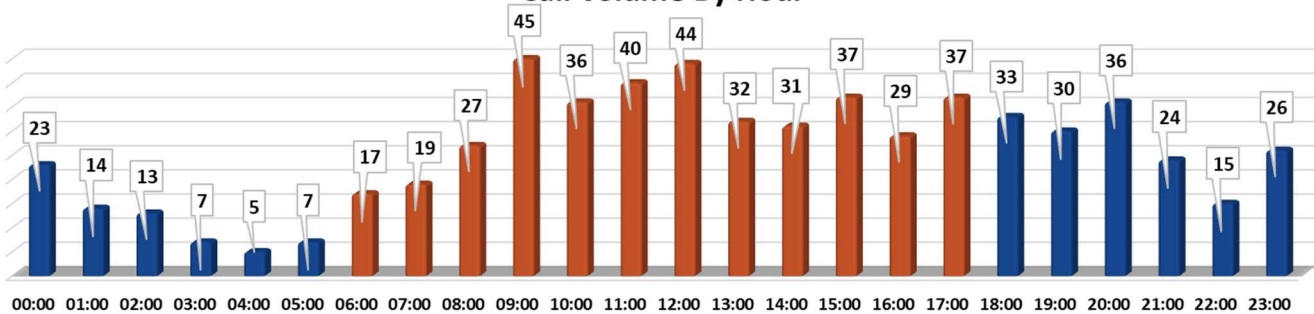
Municipality	Month % of Calls	YTD
West Chester	208 32.2%	595
West Goshen	118 18.3%	425
East Bradford	80 12.4%	234
East Goshen	62 9.6%	196
Westtown	48 7.4%	153
West Whiteland	35 5.4%	117
West Bradford	38 5.9%	85
Thornbury	12 1.9%	37
Birmingham	7 1.1%	25
Newlin	6 0.9%	11
Downingtown	9 1.4%	
Caln	6 0.9%	
Pocopson	3 0.5%	
East Caln	3 0.5%	
Uwchlan	2 0.3%	
Thornbury (Delco)	2 0.3%	
East Marlborough	2 0.3%	
Willistown	1 0.2%	
South Coatesville	1 0.2%	
Pennsbury	1 0.2%	
Concord (Delco)	1 0.2%	
Total	645	



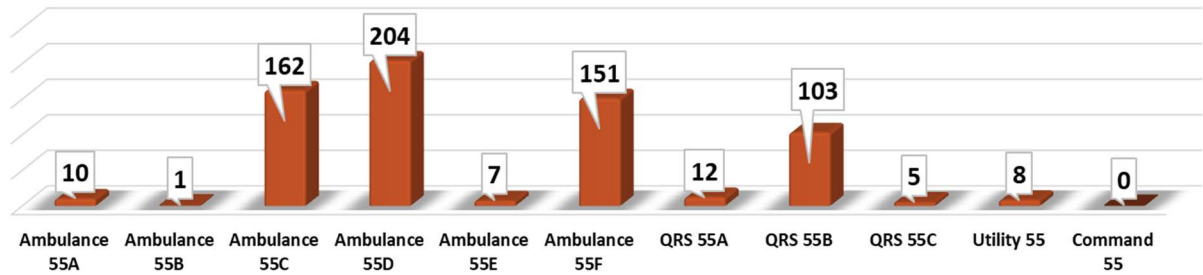
Call Volume By Day of Week



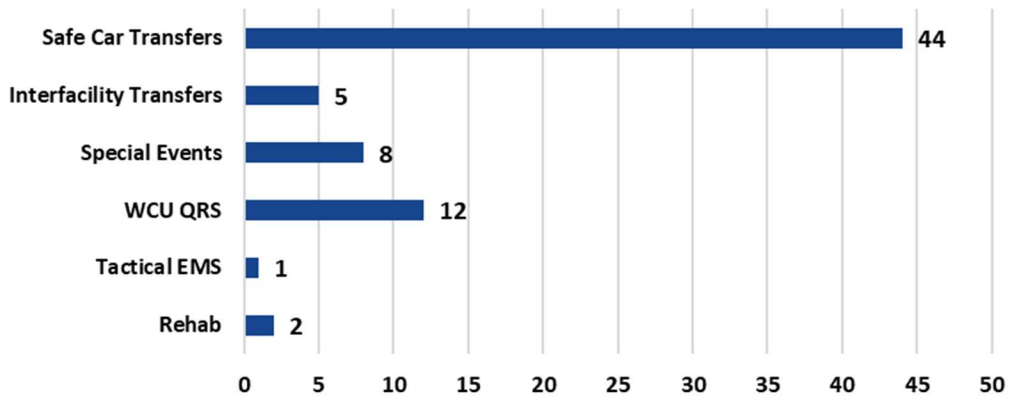
Call Volume By Hour



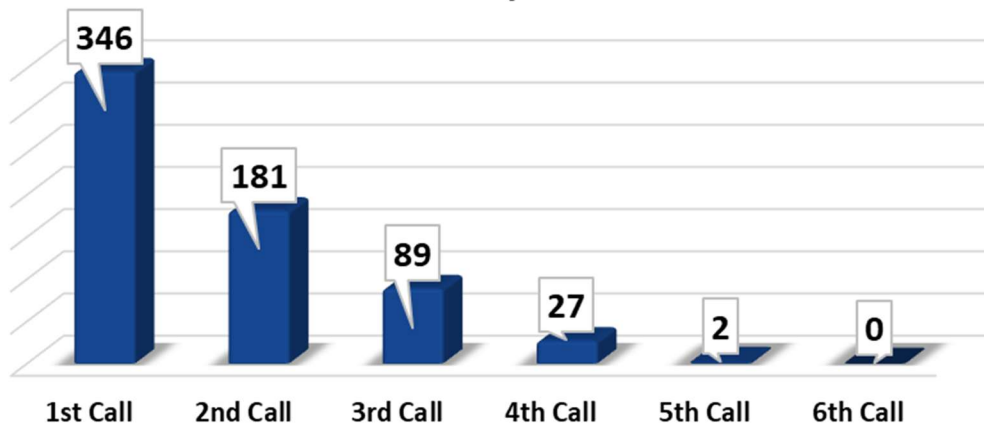
Call Volume By Vehicle



Interfacility Transports & Special Operations



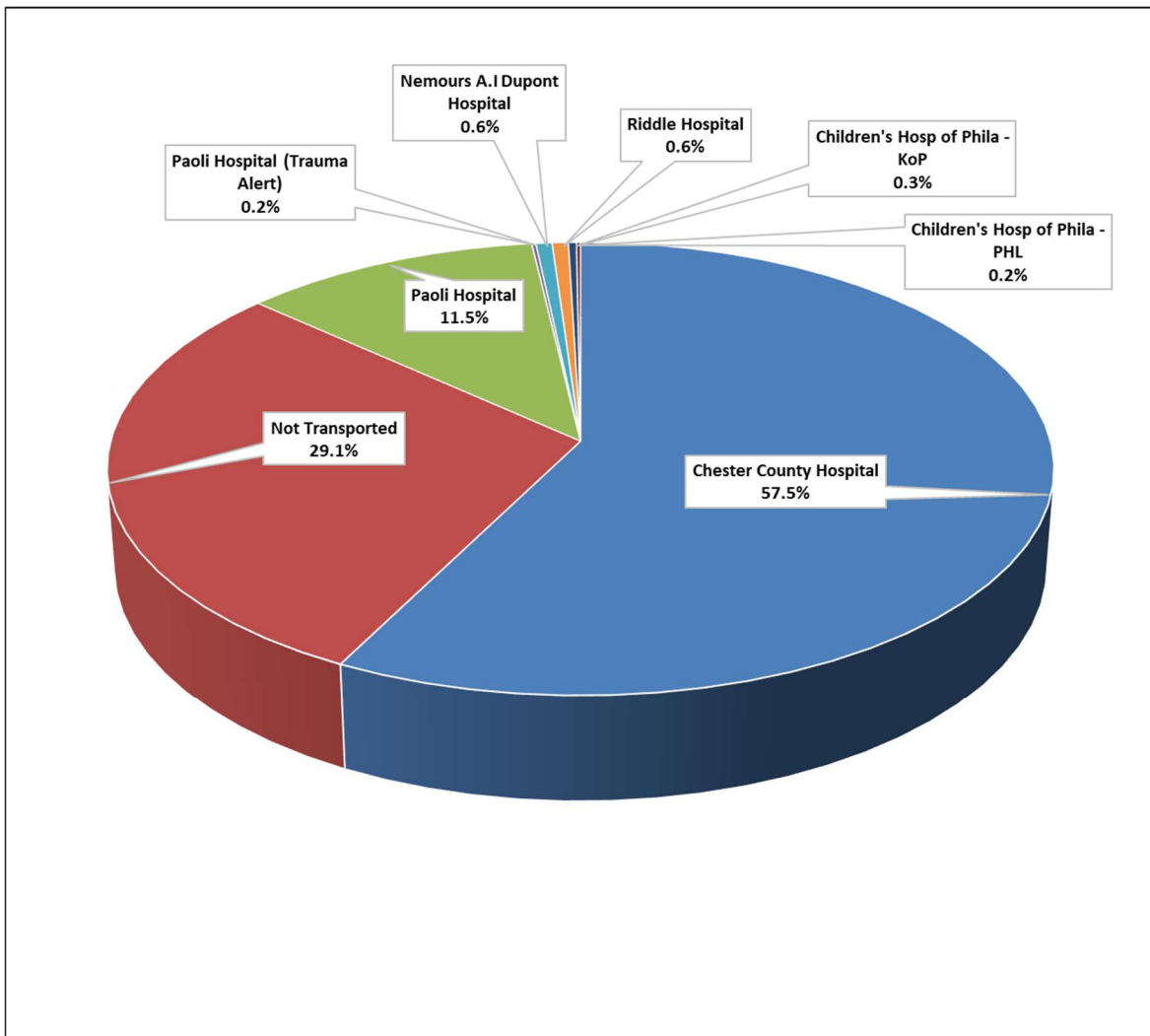
Call Sequence



HOSPITAL DESTINATION INFORMATION

Receiving Hospital	Total	%
Chester County Hospital	371	57.5%
Not Transported	188	29.1%
Paoli Hospital	74	11.5%
Paoli Hospital (Trauma Alert)	1	0.2%
Nemours A.I Dupont Hospital	4	0.6%
Riddle Hospital	4	0.6%
Children's Hosp of Phila - KoP	2	0.3%
Children's Hosp of Phila - PHL	1	0.2%
645		
Transported:	457	70.9%
Not Transported:	188	29.1%
645		

Non-Transport Breakdown	
Recalled On Scene	46
Refusal	41
Recalled Enroute	39
No Services	29
Lift Assist	13
Released to BLS	10
DOA	7
Fire Standby	3
	188



MISCELLANEOUS CALL INFORMATION

Average Times	
Dispatch To Enroute	01:18
Enroute To On Scene	07:07
On Scene Time	16:34
Transport Time	10:04
ER Wait Time	11:22
Dispatch To Available	49:42

Alcohol / Drug Suspicion		
	Total	%
Alcohol	37	5.7%
Alcohol and Drugs	8	1.2%
Drugs	13	2.0%
Total:	58	9.0%
Unknown / Unable to Determine	10	1.6%

Calls Covering Other Agencies	
Goshen Fire Co.	20
Minquas Fire Co.	24
Uwchlan Ambulance	18
Longwood Fire Co.	7
Concordville Fire Co.	5
Malvern Fire Co.	3
Westwood Fire Co.	1
Washington Hose Co.	1
Modena Fire Co.	1
	80

Responses By Station	
Main Station (Station 55)	429
East Goshen (Station 155)	44
East Bradford (Station 255)	163
West Chester University (Station 355)	21

West Chester University Calls		
	Total	%
Total WCU Calls	17	2.6%
WCU Calls in West Chester	16	2.5%
WCU Calls in West Goshen	0	0.0%
WCU Calls in East Bradford	1	0.2%

Call Types		
BLS - Sick Person	124	19.2%
ALS - Respiratory Difficulty	70	10.9%
BLS - Fall / Lift Assist	65	10.1%
BLS - Emotional Disorder	44	6.8%
ALS - Heart Problems	40	6.2%
BLS - Injured Person	30	4.7%
ALS - CVA/Stroke	18	2.8%
BLS - Overdose	17	2.6%
Accident - BLS	16	2.5%
ALS - Syncope	16	2.5%
ALS - Abdominal Pain	16	2.5%
ALS - Seizures	14	2.2%
ALS - Fall	13	2.0%
ALS - Unresponsive Person	12	1.9%
BLS - Seizures	10	1.6%
ALS - Overdose	10	1.6%
ALS - Hypotension	10	1.6%
ALS - Hemorrhaging	10	1.6%
BLS - Abdominal Pain	8	1.2%
BLS - Back Pain	7	1.1%
Alarm - BLS Medical	7	1.1%
Accident - ALS	7	1.1%
ALS - Unconscious Person	7	1.1%
ALS - Diabetic Emergency	6	0.9%
ALS - Cardiac/Resp Arrest	6	0.9%
BLS - Unknown Nature	5	0.8%
BLS - Syncope	5	0.8%
BLS - Hemorrhaging	5	0.8%
BLS - Assault w/Injury	5	0.8%
BLS - Allergic/Med Reaction	5	0.8%
ALS - Back Pain	5	0.8%
ALS - Allergic/Med Reaction	5	0.8%
EMS - Standby - Fire	4	0.6%
BLS - DOA	4	0.6%
EMS - Relocate	3	0.5%
BLS - Maternity/Labor Pain	2	0.3%
ALS - Injured Person	2	0.3%
ALS - Emotional Disorder	2	0.3%
ALS - Choking	2	0.3%
Fire-CO Incident	1	0.2%
Fire - Other Type Rescue	1	0.2%
Alarm - Carbon Monoxide	1	0.2%
Accident - Pedestrian	1	0.2%
Accident - Involving Fire	1	0.2%
Accident - Hazmat	1	0.2%
ALS - Burns - Chemical	1	0.2%
ALS - Assault w/Injury	1	0.2%
	645	